

PHILLIP ISLAND CAMERA CLUB: AUGUST 2017

Member Group of the Artists' Society of Phillip Island Inc



Meetings: 1st Monday of the month 1.30 - 4pm (Easter & Cup weekend exceptions)

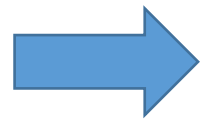
Heritage Centre, Thompson Ave, Cowes

Website: <http://www.phillipislandcameraclub.com.au>

Club FB Page: <http://www.facebook.com/#!/groups/382689165127848>

Enquiries: Susan 0408136717 – phillipislandccaspi@gmail.com

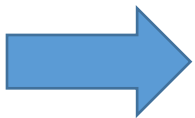
[NEXT MEETING](#)



Our next Meeting is on Monday, 4th September, 2017, at 1:30 pm at the Heritage Centre.

See you there!

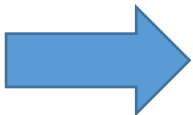
[MONTHLY CHALLENGE – AUGUST](#)



Following on from Susan's presentation on "Composing a Still Life" (which can be found on the Club's website), this month's challenge is "Composing a still-life representing you or your interests".

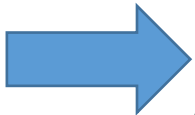
As time ran out at August's meeting the same challenge will be open for additions and shown at September's meeting. Bring your images along on a USB stick to the next meeting or send them by email Friday before the meeting to phillipislandccaspi@gmail.com.

[PROPOSED EXCURSION TO OMEO](#)

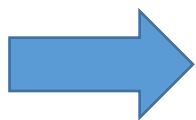


A three (length still to be finalised) day excursion is planned to Omeo in the third or fourth week of October. Please let Susan know if you are interested so that tentative bookings for accommodation can be made.

[FACEBOOK CHALLENGES](#)



August 20 th	Monochrome Open Subject
27 th	My Best Friend
September 1 st	Transport
8 th	Green
15 th	Flower Single
22 nd	Abstract Design
29 th	Happy



RESULTS OF AUGUST'S OPEN EVALUATION

Linda and Roger Keagle from Korumburra were the Judges for this month's Open Evaluation. Their comments are attached at the end of the newsletter.


The following prints and images were the Highly Commended and Commended for the open evaluation of five prints and thirty-five EDPIs awarded by Linda and Roger Keagle. Congratulations everyone.

PRINTS	IMAGE	PHOTOGRAPHER
Highly Commended	Golden Whistler	Jenny Skewes
Commended	Church on the Hill	Jan Jones

EDPIs	IMAGE	PHOTOGRAPHER
Highly Commended	Are You Hungry?	Will Hurst
Highly Commended	Churchill Island	Rhonda Buitenhuis
Highly Commended	Early Morning at Rhyll	Kathryn Shadbolt
Highly Commended	Khan Coban's Store	Dianne Davy
Highly Commended	On the Move	Susan Brereton
Highly Commended	Two Horse Power Plough	Will Hurst
Highly Commended	Work of Art	Susan Brereton
Commended	Cute Trio	Joanne Linton
Commended	Approaching Storm	Joanne Linton
Commended	Day Ending	Brenda Berry
Commended	Light Burst	Joanne Linton
Commended	Lotus	Phyllis Brereton
Commended	Ploughing the Field	Will Hurst
Commended	Royal Spoonbill	Jenny Skewes
Commended	Surfer	Jenny Skewes
Commended	Tenacious Weeds	Dianne Davy
Commended	Train from Below	Jack Sheppard
Commended	Waterlily	Phyllis Brereton



**Highly
Commended
Print
Golden
Whistler
Jenny Skewes**



**Commended Print
Church on the Hill
Jan Jones**



**Highly Commended EDPI
Are You Hungry?
Will Hurst**



**Highly Commended EDPI
Churchill Island
Rhonda Buitenhuis**



**Highly Commended EDPI
Early Morning at Rhyl
Kathryn Shadbolt**



**Highly Commended EDPI
Khan Coban's Shore
Dianne Davy**



Highly Commended EDPI
On the Move
Susan Brereton



Highly Commended EDPI
Two Horse Power Plough
Will Hurst



Highly Commended EDPI
Work of Art
Susan Brereton



Commended EDPI
Approaching Storm
Joanne Linton



Commended EDPI
Cute Trio
Joanne Linton



Commended EDPI
Day Ending
Brenda Berry



Commended EDPI
Light Burst
Joanne Linton



Commended EDPI
Lotus
Phyllis Brereton



Commended EDPI
Ploughing the Field
Will Hurst



Commended EDPI
Royal Spoonbill
Jenny Skewes



Commended EDPI
Surfer
Jenny Skewes



Commended EDPI
Tenacious Weeds
Dianne Davy



Commended EDPI
The Train from Below
Jack Sheppard



Commended EDPI
Waterlily
Phyllis Brereton



2017 SYLLABUS

TOPIC 2017	SUBMISSION DATE	EVALUATION DATE
TREE(S)	7 TH AUGUST	4 TH SEPTEMBER
OPEN	4 TH SEPTEMBER	2 ND OCTOBER
SONG LINE/TITLE	2 ND OCTOBER	13 TH NOVEMBER
PORTFOLIO	13 TH NOVEMBER	4 TH DECEMBER



TOPICS for evaluation 2017

OPEN (Hand in September)

Line from song / Title of song (Hand in October)

Members choose a line from a song or use a title of a song to provide the subject and title of an image. This is a broad topic and encourages artistic interpretation. Include the line or title in the file name. Example could include Rod Stewart's "Sailing"; "Stormy Monday" - T-bone Walker; "The Gambler" - Kenny Rogers; "Dancing Queen" - ABBA; "Horses" - Daryl Braithwaite; etc. The song may be from any era. Hopefully we will enjoy listening to many tunes in 2017.

<http://www.songlyrics.com/>

<http://www.azlyrics.com>

<http://findmusicbylyrics.com/>

<http://www.lyricfinder.org/>

<http://www.metrolyrics.com/>

<https://www.pinterest.com/explore/song-lyrics/>

2017 PORTFOLIO (Hand in November)

This is a variation on the usual "Print of the Year". In each of the print and edi sections, members can submit ONE portfolio of five (5) images, with a common thread that ties them together. This encourages members to explore a topic (of their choice) from various perspectives. The quality of each image, the handling of the overall theme and

the presentation will be evaluated. Images submitted in the portfolio **may** have been submitted in monthly evaluations during the year They may also be re-worked in light of the constructive comments they received. The topic of a member's print portfolio may vary from the topic of the edi portfolio.

<http://www.wix.com/blog/2016/09/12-stunning-photography-websites/>
<https://webdesign.tutsplus.com/articles/15-tips-creating-the-perfect-photography-portfolio-website--webdesign-3231>

Further discussion and sharing of ideas will happen during 2017. Gather your questions for these discussion sessions.



ELECTRONIC DIGITAL IMAGES – NAMING PROTOCOL & SIZE

1. **Title** first (so entries sort by alphabet)
2. Your A.S.P.I. **Number**, **Topic/Month**, & **Year** This also helps Print Steward to read your sticks
3. Use an **underscore** between each of these sections (e.g. **Title_216_Seasons_Aug16**).
4. **1920 x 1200** pixels (width x height)
5. Max data **1.5 MB** (megabyte) (In accordance with VAPS stipulations)
6. Please use your **ASPI Number** on all of your entries both EDPI & Prints!



PRINTS:

The mount size for PRINT entries is 20" x 16" or 50.8 x 40.6 cms. For use in newsletters and other purposes it would be appreciated if an EDPI of your print could be sent in also, but please label it as follows for Mark's ease of sorting:-

PRINT_Title_216_Still Life_Oct16



NEWSLETTER ITEMS

If you have anything to contribute to the Newsletter please send them to Lynne Cook at chinook@waterfront.net.au. Thanks to everyone who contributed so promptly. Help make this informative for everyone.



LUNCH ANYONE?

Extend your social time sharing with other members having lunch before the monthly meeting. ***12pm at the 'Mad Cowes', The Esplanade, Cowes.

***Hope to see you there – usually down the back*



Phillip Island Monthly Club Competition – Judge Feedback
for (JULY) 2017 – (OPEN) (Linda and Roger Keagle)

*Please refer to Judge Instruction Letter for ratings: **Judge's Pick** - **HC** (Highly Commended)
- **C** (Commended)*

Sequence by Title	Member No	Title	Judge Rating	Prints
1	601	Waterlily		Pleasant image with nice soft shadows on the flower. There are some bright areas of reflected light throughout the background which draw the eye. That could be remedied in a number of ways in photoshop.
2	399	Golden Whistler	HC	Excellent shot of this bird. He's nice and sharp, good catchlight in the eye, well composed with nice spacing around him, and a neutral out of focus background.
3	JAN	Church on the Hill	C	Quite crisp, and dramatic in black and white. Nice negative space around the building. Nice starring on the bright lights. Perspective correction in photoshop would be effective with this image. Since the image is smaller in a large mat, choosing a white mat would complement this .
4	399	Pink Lake		Very dramatic sky and reflection. Although including foreground is important not only for composition, but also to convey this location...the white salty bits are messy and detract from the impact. If there were a way to include the edge but not the bright bits, it would improve this image.
5	601	Stages of Life at the Beach		Strong composition with three bright flowers along a diagonal. They stand out nicely from the background. Background textures almost give it an abstract quality.

**Phillip Island Monthly Club Competition – Judge Feedback for (JULY) 2017 –
(OPEN) (Linda and Roger Keagle)**

Please refer to Judge Instruction Letter for ratings: Judge's Pick - HC (Highly Commended) - C (Commended)

Sequence by Title	Member No	Title	Judge Rating	EDPI
1	487	Approaching Storm	C	The lighting is very interesting in this. The sun is really bringing out the red in those rock formations, which contrasts nicely with the dark slate blue clouds. The composition is good. The perspective gives a nice diagonal through the picture. I don't mind the people to the right, it gives a sense of scale. But the person in pink to the left, draws the eye. Maybe you could've asked them to move, or cloned them out later.
2	447	Are you Hungry?	HC	Really cute picture. The crouched position of the child is so typical. It's wonderful when you can tell a story in an image. The size difference between the horse and child adds to the charm. Good choice to turn it into a black and white, eliminating any colour distractions. Although this image is quite good as is, it would have been nice too, to take it from even a lower angle, giving us a kid's eye view.
3	315	Beyond		There are a number of interesting aspects to this image, The black diagonal lines give it a three dimensional feel. The colours are striking especially the 2 orange circles. The tilt of the camera also gives this another angle. So as an

				abstract it works well. One thing that could be improved would be to either make it sharp or intentionally blurred. As it is, it is neither. Good eye.
4	326	Big Bad Wolf		This is an amusing subject, so we can see why you were attracted to it. The subject is sharp, with plain out of focus background, which is good. Just shooting a piece of art, though, is not terribly exciting. The addition of a person examining it would have made this a more interesting photo.
5	641	Bush Bustard		Interesting choice of framing. It certainly compliment the shape of the bird, and probably crops out distractions. The eye is fairly sharp, which is most important, but it would've been nice to have more of the bird sharp. Using a 5.6 f stop with a telephoto lens is not going to give you much depth of field. The colours of the bird contrast nicely with the green grass.
6	431	Churchill Island	HC	This landscape is very appealing in its composition and colour palette. The grey sky is a nice compliment to the green foliage. There is enough brightness in the sky to bring out the glowing yellow tones. We might suggest cropping just a bit from the left side...not much...and perhaps cut back on the vignetting a little. But otherwise, it's a striking image.
7	431	Cockburn Range		Interesting landscape/rock formation. It was a good choice to cut out most of the sky, since it appears to be

				featureless on the day. The light is very contrasty, and so it might also work as a black and white. There is only middle and background in the image, so there is nothing to put us into the scene. Walking into the scene more, and finding a feature for your foreground would give it more depth and scale.
8	487	Cute Trio	C	Three is always good for composition. Despite the potentially confusing dappled light, the exposure is very good! With some tweaking in post-production, including lightening the faces a little, it could elevate the image even further.
9	641	Day Ending	C	A beautiful location and time of day. Great bit of reflected red in the water. If it were possible to move to the left even more, you would have been able to capture even more of the reflection, at the same time eliminating some of the tree on the right. The foreground is so beautifully exposed, and you did well to darken the sky a bit.
10	771	Double Heading		A great opportunity here for some interesting photos. It might have been better to try some close ups, or different perspectives. As it is, the rock behind is in an odd position. Maybe shooting from a lower angle might have helped.
11	601	Early Morning at Rhyll	HC	Lovely light and time of day. Beautiful soft reflection of the boat and pier. We also like how the red buoys as a punch of colour to the pastel scene. The bottom strip of sand does not add much to the composition, you might want to consider cropping it...but overall, it is a well-crafted image.

12	431	Eternal Rest	This has some very dramatic lighting and some strong negative space, which are both positives. The black and white brings out the texture of the stone. It would be a great image to incorporate into a creative montage.
13	487	Fading Flower	The flower in this image is exploding with energy. Great use of selective blur. The center seems nice and sharp, and the colours are pleasing. Using a vignette would further emphasize the center and increasing the contrast in the middle of the flower would add more feeling of depth.
14	601	Gone Swimming	There are some rich colours here...feels like summer for sure. Nice clouds in the sky, however midday is a difficult time of day for photography. We like the concept...beach gear left behind, swimmers in the distance. There is a lot of messy sand in the foreground, and the bathers seem too far removed. Perhaps shifting to the left to connect rock and bathers more might have helped as would zooming in on some of those beach accessories. If it was a found scene, it would have been hard to rearrange...but it's a good idea for a set up shot as well, where you would have more control.
15	331	Hidden Falls	Because this was a nice overcast day, it would have been a good opportunity to use a slower shutter speed. There is a lot of detail in the foliage, rocks with lichen, so the falls only add to the busyness of the scene. With a slower shutter speed, they would have added a silky smooth counterpoint to all of the detail, making for a much

				needed contrast. A speed of about 2 seconds will give a silkier appearance without turning into a total blur.
16	331	Khan Coban's Shore	HC	This is a lovely landscape, very appealing in part due to the warm light in the foreground contrasting with the cooler light and dark clouds in the background. You found these flowers and rocks, to anchor the foreground, too. It works...the viewer steps right into the scene
17	326	Lemon		This image really plays with your mind...are the drops concave or convex? It seems to be a found composition rather than something set up, and the bottom dark drop distracts from a strong composition. There are also a number of white specks. In photoshop, these things can be corrected, but out straight out of the camera, you have to be aware of distractons, and clean the surface before taking the picture.

Phillip Island Monthly Club Competition – Judge Feedback for (July) 2017 – (OPEN) (Linda and Roger Keagle)

Please refer to Judge Instruction Letter for ratings: Judge's Pick - HC (Highly Commended) - C (Commended)

Sequence by Title	Member No	Title	Judge Rating	EDPI
18	487	Light Burst	C	We really enjoy the abstracts you can get with fireworks. A lot of hit and miss, but with digital, that's OK! (These also work well as overlays in creative pictures.) The long exposure give the sparks a chance to create some lively

				spirals, and the red burst at the bottom is a bonus.
19	314	Lotus	C	Very effective how you almost fill the whole frame with the flower, yet still leave space above to show some of the environment in the background. The light and exposure are quite nice....shadows are not too harsh. It's unusual to get the side view ...you must have gotten down low for the shot. Well Done! There is a greenish yellow cast in the image...that could easily be corrected in Photoshop or Lightroom. it could be good in black and white, too!
20	326	Nature's Painting		This must have been a stunning sunset to view! There are some problems with the post processing, however. There are halos along the edges, and the whole scene is confusing visually. It might have been better to leave the shadowed areas black in order to find some relief to the colour. In some ways, it makes for an interesting abstract. If you took the picture in RAW, maybe with some help you could try redoing the image. It has potential.
21	315	On the Move	HC	We really like this image. The grey surrounds contrast beautifully with the white spray and colourful crisp boat. The position of the subject is very good and we like the crop as well. The reflection in the water is an added bonus. Well done.
22	641	Pink Cockatoos		Very strong light on these galas shines through the outstretched wing just emphasising those feathers, which is really is

				<p>stunning! Their colours also contrast nicely with the bright blue sky. We don't mind just the pair....the branch is the 3rd item in this composition. There does seem to be some sort of shadowing in the upper right corner...a finger? And there is some mottling on the blue. That could be remedied in Photoshop, and also the birds lightened up</p>
23	447	Ploughing the Field	C	<p>Very nice composition, and nicely captured. The image is nice and sharp, and there are no harsh shadows. We love the caught motion of the hair around their hooves and the flipping fly masks. Well done.</p>
24	326	Pretty in Pink		<p>Very nice subject and idea for a still life. The position of the flower is good...forms a strong diagonal. We question the colour chosen for the background. Perhaps a neutral or contrasting colour? The peach tones are pretty, but don't set off the pink. It looks like it was cut out, so maybe try it on other backgrounds.</p>
25	399	Royal Spoonbill	C	<p>Very nice portrait of a spoonbill. The eye is nice and sharp, and the background is plain and nicely out of focus. Beautiful light on his bill, and good catchlight in his eye. The feathers show a nice texture, too. Our only suggestion would be to crop some of the right side so he is not so central.</p>
26	431	Spherical		<p>These concrete balls make a good subject for a black and white study of shape, shadow and texture. Because there is no reference to scale, these</p>

				spheres could be huge or small. There is nice contrast in the toning. The composition has good diagonal line. Small point...the top ball is slightly cut off...it would have been nice to see that shape complete.
27	331	Sunlit Point		Beautiful time of day, with a lovely coloured sky as well. There are many beautiful hilly landscapes in Gippsland, and the low light of winter shows the shapes. This hill is very central in the composition. Perhaps including some of the surrounding environment would have been better.
28	399	Surfer	C	Good action shot, and nicely sharp. There is a dynamic tilt to the scene as well. On such a bright day, you did well in exposing for the whites, but it left quite a shadow on her face...easily remedied in post-production.
29	331	Tenacious Weeds	C	Good eye to see the complexity of colour and texture here. These kinds of shots were favoured a great photographer, Eliot Porter. The composition works fairly well, but it might be even better to have zoomed in even closer to the "weed". Regardless, it is quite good.
30	771	The Front of the Train		We remarked on the first train picture before seeing this one. Exactly the thought we had for a good angle/perspective to try. Unfortunately, with the shallow depth of field, the focus is off. It would have been better to have the front of the engine sharp. We applaud you for trying different ways to approach the subject.

31	771	Train from Below	C	This is also a good choice for perspective. It eliminates the distracting rock a little more. The sepia tone is a good choice to give it an old fashioned feeling. If you do post production, you could clone out the white board behind the arches, as it draws the eye. Otherwise, this I well done.
32	447	Two Horse Power Plough	HC	More unusual to photograph the plough from behind, and it shows the action of the dug earth. The perspective makes the horses seem so much smaller, and the man more important. Good diagonal line and perfect light and sky.
33	314	Walk in Cows		This is a very harmonious composition. The panoramic format is a good choice. Colours are pleasing and there the sky has some drama. The log in the foreground is a little distracting....it wants to draw your eye, and it doesn't really add to the picture. Moving closer would have eliminated it. The image is not as sharp as it could be, but overall it is a good effort.
34	314	Waterlily	C	Beautiful light in this image...soft on the flower, yet with good contrast in the background. The picture is nice and sharp, and the square format works well here.
35	315	Work of Art	HC	This is a really great abstract. It is not easy to crop reflections in an effective and strong composition, but you've done really well with this image. The brighter tones run through the frame in a nice diagonal, countering the straighter neutral

			blocks of colour. You might try saturating your colours just a bit more, but it works as is.
--	--	--	--