

PHILLIP ISLAND CAMERA CLUB: NOVEMBER 2017

Member Group of the Artists' Society of Phillip Island Inc



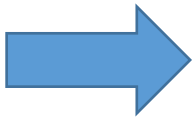
Meetings: 1st Monday of the month 1.30 - 4pm (Easter & Cup weekend exceptions)

Heritage Centre, Thompson Ave, Cowes

Website: <http://www.phillipislandcameraclub.com.au>

Club FB Page: <http://www.facebook.com/#!/groups/382689165127848>

Enquiries: Susan 0408136717 – phillipislandccaspi@gmail.com

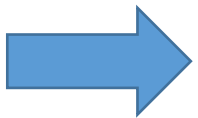


CHRISTMAS BREAK-UP NEXT MEETING

Our next Meeting is on Monday, 4th December, 2017, 1:30 pm at the Heritage Centre and will be our final meeting of the year. Please bring along a plate of Christmas fare on a plate to share.


Hope to see you all there!

****Anyone with images from the Omeo Excursion could you please send them into Susan asap so that a slideshow can be prepared for the Christmas Meeting and anyone with images of Jenny's Protea Farm that haven't been given to Susan could they be either emailed to Susan or brought along on a USB stick for a slideshow. Thank you.****

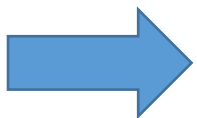


EXCURSION TO OMEO

The three day photography excursion to Omeo went off well for the nine members of the Club who attended. The first afternoon saw a quick reconnoitre of the surrounding countryside, view of Mt. Kosciusko snow capped with some images taken (of course), a very tasty pub meal shared with bikies returning from the PI Grand Prix, a trip to Dinner Plains, snow, Hotham and Victoria Falls the next day, with a barbeque all together that night and an early morning rise for some to try to capture the colours of sunrise before heading for home once again.



Blowhard Lookout (Thanks Dave Cook)



FACEBOOK CHALLENGES

November	21 st	Empty
	28 th	A Pile of
December	4 th	O is for.....
	11 th	Metal
	18 th	Tall
	25 th	Christmas

SUCCESS AT ASPI CUP WEEKEND EXHIBITION



Congratulations to all those who put images into the above Exhibition. It was a great representation for the Club. Well done Rhonda, who took out **Best Photograph** with her image "Moonah Trees" and to Kathryn for taking out **Highly Commended** for her image "Red Hats".



MONTHLY CHALLENGE – November

This month's challenge is "Derelict"

Let's see how creative you can be. Bring your images along on a USB stick to the December meeting or send them by email Friday before the meeting to phillipislandccaspi@gmail.com.

TWO QUOTES FROM PHOTOGRAPHER TRENT PARKE

"I am forever chasing light. Light turns the ordinary into magical."

"I use photography as a way to help me understand why I am here. The camera helps me to see."

LAST MONTH'S CHALLENGE – HANDS

Several examples of images from last month's challenge-



Hands to Cuddle With (Thanks Kathryn)



Hands (Thanks Rhonda)

RESULTS OF NOVEMBER'S SONG TITLE/FIRST LINE OF A SONG EVALUATION

Jenni Tanner was the evaluator for this topic. How creative and how much fun was it? Well

done everyone.

PRINTS	IMAGE	PHOTOGRAPHER
Highly Commended	We've Only Just Begun	Rhonda Buitenhuis
Highly Commended	Bad to the Bone	Colleen Johnston
Commended	Memories	Colleen Johnston
Commended	Here Comes the Sun	Jenny Skewes

EDPIs	IMAGE	PHOTOGRAPHER
Highly Commended	Bicycle Built for Two	Joanne Linton
Highly Commended	Last Post	Dianne Davy
Commended	Green, Green Grass of Home	Kathryn Shadbolt
Commended	Can't Stand the Rain	Will Hurst
Commended	I'm in Love With My Car	Will Hurst
Commended	Jump on the Peace Train	Phyllis Brereton
Commended	Morning By the Seaside	Susan Brereton
Commended	Row, Row, Row Your Boat	Rhonda Buitenhuis
Commended	Stayed in Bed All Morning	Rhonda Buitenhuis
Commended	Windmills of Your Mind	Joanne Linton



Highly Commended Print
We've Only Just Begun
Rhonda Buitenhuis



Highly Commended Print
Bad to the Bone
Colleen Johnston



**Commended
Print
Memories
Colleen
Johnston**



**Commended Print
Here Comes the Sun
Jenny Skewes**




**Highly Commended EDPI
Bicycle Built for Two
Joanne Linton**



**Highly Commended EDPI
Last Post
Dianne Davy**



**Commended EDPI
Green, Green Grass of Home
Kathryn Shadbolt**



**Commended EDPI
I Can't Stand the Rain
Will Hurst**



Commended EDPI
I'm In Love With My Car
Will Hurst



Commended EDPI
Jump on the Peace Train
Phyllis Brereton



Commended EDPI
Morning By the Seaside
Susan Brereton



Commended EDPI
Row, Row, Row Your Boat
Rhonda Buitenhuis



Commended EDPI
Stayed in Bed All Morning
Rhonda Buitenhuis



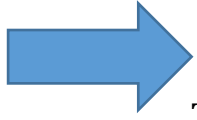
Commended EDPI
Windmills of Your Mind
Joanne Linton



[ELECTRONIC DIGITAL IMAGES – NAMING PROTOCOL & SIZE](#)

1. **Title** first (so entries sort by alphabet)
2. Your A.S.P.I. **Number**, **Topic/Month**, & **Year** This also helps Print Steward to read your sticks

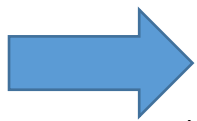
3. Use an **underscore** between each of these sections (e.g. **Title_216_Seasons_Aug16**).
4. **1920 x 1200** pixels (width x height)
5. Max data **2 MB** (megabyte) (In accordance with VAPS stipulations)
6. Please use your **ASPI Number** on all of your entries both EDPI & Prints!



PRINTS:

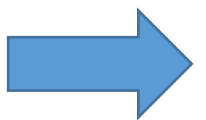
The mount size for PRINT entries is 20" x 16" or 50.8 x 40.6 cms. For use in newsletters and other purposes it would be appreciated if an EDPI of your print could be sent in also, but please label it as follows for Mark's ease of sorting:-

PRINT_Title_216_Still Life_Oct16



NEWSLETTER ITEMS

If you have anything to contribute to the Newsletter please send them to Lynne Cook at chinook@waterfront.net.au. Thanks to everyone who contributed so promptly. Help make this informative for everyone.



LUNCH ANYONE?

Extend your social time sharing with other members having lunch before the monthly meeting. ***12pm at the 'Mad Cowes', The Esplanade, Cowes.

***Hope to see you there – usually down the back*

Judge's comments follow on next page.

Date: Oct-17

Number	Member	Title	Score	Comments
1		Moon River		I love the deep moody qualities of this print. The diagonal lines of clouds really add interest. You have a little bit of Chromatic Aberration around the moon; this is difficult to avoid in an area with such strong contrast but it can often be removed (or improved) in PS Camera Raw or Lightroom. Overall though a lovely image.
2		We've Only Just Begun	HC	The maker has supplied multiple song titles for this image and they all work well. This image works well in B/W and the processing used has worked well. The image is very sharp. I think the image would have been greatly improved if the bride and groom were looking at the camera though, they just look distracted to me; perhaps that's something you could consider next time? It's still a lovely image, well done.
3		Bird on a Wire		I do love that song! I like the composition you've chosen for this image, the scene is very nicely balanced. Exposure is good but perhaps a bit more contrast would brighten the white feathers up. Depth of field is perfect, with a lovely soft background with no distractions, but the bird itself is not quite sharp.
4		A Little Ray of Sunshine		Again we have multiple titles to choose from. This is a lovely, almost high key image. It's tricky to pose babies so I won't comment on the lack of eye contact in this image, but again, it is something to consider. The colour in this print is just lovely, nice work.
5		Solitary Man		This image is very vibrant, I like the red and orange hues. Compositionally, placement of your subject could have been improved by asking him to move forward into the lighter area on the right of the image, but that is just a suggestion. It's a shame about the scratch through the image, but I have not taken that into consideration while judging this image.
6		Autumn Leaves		This image is very nicely exposed and sharp throughout. The vibrant colours are lovely. There is no real focal point so my eye keeps tracing the branches looking for a place to stop; if you keep this in mind when taking your image you can place your focal point nicely within the scene. Overall this is a lovely image.

7		On the Road Again		The colour saturation in this image is very nice and placement of the truck is good with both white lines leading you into the scene. Nice work.
8		Bad to the Bone	HC	When I first looked at this image I wondered if this guys gaze was angry or just intense, then I read the title and had to laugh - he's Bad to the Bone! This print is pin sharp and the detail in cat's the whiskers and fur is amazing. A well handled image, well done.
9		Memories	C	This image is identical to one in the EDPI section, right down to the title and I can't help but wonder if I was supposed to comment on both? I mentioned some unusual black paint strokes in the EDPI version, these are not at all visible in this print. Again, the rim light is lovely and the composition is spot on. This image is far better in print, well done.
10		Here Comes the Sun	C	This is a lovely silhouette image. Exposure is good, with no blown highlights and a smooth black foreground. I think the horizon is tilting a bit but it's sometimes difficult to tell with lake scenes. I love under-lit clouds at sunrise and sunset, they are so vibrant and detailed. This is a great capture, well done.

CLUB: Phillip Island CC

Competition: Song Titles - EDPI

Date: Oct-17

Number	Member	Title	Score	Comments
1		Bicycle Built for Two	HC	What a wonderful mural! You have to look hard to see where the real bike ends and the mural begins. The image is very sharp, and has been handled well. Detail throughout the scene is excellent, well done.
2		Birds		Three lovely Cockies. I like the diagonal line created by the branch, it leads our eye through the scene nicely. The birds on the left and right are well exposed and focussed however the bird in the centre is a little blown out in the highlight areas; it's difficult to shoot in dappled light. Overall a lovely image.
3		Down by the Seaside		Down by the Seaside; this image sums up the song title beautifully. The image is well exposed throughout but not well focussed. If you straightened the horizon the image wouldn't feel like it was tilting to the right.
4		Its Tulip Time in Holland		The lines in this image are lovely; they all lead back to a point and draw our eye through the scene. As a suggestion, I would consider cropping the top off the image to just below the machinery on the left and perhaps in on the left to the single tulip; this would remove all of the distractions and leave us with the lines of tulips - just a thought. Otherwise, a lovely image.
5		Green Green Grass of Home	C	What a beautiful green, rural scene. It certainly sums up the song title. I love those rolling hills. You might want to pull back on your processing a bit; I'm not sure if this image is over sharpened or has some noise reduction applied, either way it's a little too much. Otherwise, it's a lovely image.

6		Evie		This is a lovely portrait. I like the b/w treatment too. Overall the image is a bit grainy (noisy) but in a b/w image that isn't always a problem. Keep practicing your masking skills; it's tricky to get in close to fine details like hair.
7		Gonna Get Out of this Place		I really like the idea here, and this little one's face is definitely portraying the song title!! The image is a little grainy, perhaps from cropping in? The b/w treatment is very nice though, well done.
8		House of the Rising Sun		How many Rising Sun Hotels must there be in Australia? I drove past this one in Broken Hill just a few weeks ago! Choosing b/w for this image has added to the age and charm of this old pub. There are a few halos and artifacts in the sky from over sharpening, especially around the wires. You can eliminate these if you apply your sharpening to the building only - you should always avoid sharpening the sky.
9		I can't Stand the Rain	C	I love the idea here, the expression on this girls face says it all - "I can't stand the rain"! The image has been well exposed and contrast and composition are good, well done.
10		I'm in Love with My Car	C	What a classic Queen song. It's nice to see this Dad showing his son these classics, passing on his knowledge. A lower point of view and a shallower depth of field would have changed this image dramatically but what you've captured is lovely, well seen.

11		Jump on the Peace Train	C	I love Puffing Billy, he chugs past my house several times a day! You're lucky, the a doesn't come out everyday. I like the composition and the man looking into the carriage adds a good sense of scale. There are a few blown out highlights but if you shot this image in RAW, you may be able to drop the highlights down to decrease them. Otherwise, a lovely capture.
12		King of the Road		I like the background picture you've used here - you could have called it the Long and Winding Road. I like the idea of King of the Road too but I think your execution hasn't quite worked. Make sure you use a soft brush when you're working on either a mask or eraser, it will blend much better; you could also try changing the layer blend modes to help things blend in. You do get extra points for keeping the shadow though, this adds an element of realism which you need when compositing. Keep practicing.
13		Last Post	HC	This image is pin sharp; composition and exposure are spot on. A little more contrast would define the post and help it stand out from the background a bit better but overall a lovely image. Great work, I love it!
14		Memories		This image has lovely rim light; it's sharp and composition is good. I'm not sure if you can see it, but on my screen there is a heavy black line outlining the cat, I'm not sure what has caused it but it is very distracting and takes away from the rest of the image. Perhaps you could darken down the darker areas of the image so it's not so obvious or go back to the beginning and try again.

15		Morning by the Seaside	C	I like the composition you've chose here; the lines are lovely, drawing the eye through the image. Overall a very well thought out and executed, well done.
----	--	------------------------	---	---

16		Oh, Sweet Pea		These Sweet Peas are so rich and vibrant and they're very sharp too. The image is quite busy, with no real focal point, perhaps you could have played with the arrangement to find a point of focus.
17		Rainbow's End		There's nothing nicer than a rich vibrant rainbow against a dark moody sky. They're also very trick to capture; if you don't get the exposure right they fade away into the background, so this is an excellent capture, sadly it very soft.
18		Row, Row, Row Your Boat	C	This image is well exposed and is sharp throughout. The yellow buoy pops nicely against the blue of the boat and the water. The diagonal lines are a good compositional tool and work well in this image, nice work.
19		Splish Splash		This image is interesting, with lots of detail to keep you looking; I tried for quite a while to figure out what it is but I still have no idea. There are lost of splishes and splashes but the image is very soft.
20		Stayed in Bed All Morning	C	What a vibrant image. All that red would look great if you converted it to a b/w image too. The eyes are beautifully sharp but I would like to have had more engagement with the subject. Still, it's a lovely image.
21		Teddy Bears' Picnic		This is so very cute and very well handled too. The Teddy on the right has been composited in to this seen and the maker has done a wonderful job, it's very hard to pick it. I like everything about this image except for the overall graininess of the finish. I'm not sure if it's a process you've applied or if its from overprocessing but it really takes away from an otherwise lovely image.

22		The Bridge	<p>What lovely light you've captured here. Exposure is lovely, you've captured the fading light in the sky and the street lights perfectly. I like the movement in the water, it reflects the light beautifully and the bridge itself is reflected in the still pools on the flats. Make sure you zoom in to 100% and methodically work your way around your image if you have done any healing or cloning to make sure you have tidied everything up. A lovely image, well done.</p>
23		The Lion Sleeps Tonight	<p>This image is a little soft throughout, possibly from cropping in, but that does not take anything away from it. The image suits the song title well. I was fascinated by the scarring on the Lion's face, what a hard life he has had. Well seen.</p>
24		These Boots are Made for Walkin'	<p>Another excellent idea which portrays the song title nicely; the execution is not so good. Good on you for trying to create the scene you see in your mind, it's not always as easy as it seems, is it? There are many methods to cut out and place items in a new scene; YouTube has 100s of video on this process. My tip would be to zoom in to 100% (or the actual pixel view); this shows things close up and you can see what you've missed; it's also easier to get into the fiddly areas to fix things up. Keep practicing and don't forget to keep an eye on your scale and add shadows and highlights to add a sense of reality where possible. Don't give up :)</p>

25		Tigerland	<p>These guys look pretty happy - and so they should!! There's a bit of movement in your subjects which makes them look a little blurry. The best way to overcome this is by using a faster shutter speed to freeze the action. Depending on the light conditions you may need to also adjust your ISO and aperture to enable a faster shutter speed. Go Tigers!</p>
26		Under the Boardwalk	<p>I like the reflections in this image, they add extra interest. Exposure has been handled well; it's tricky to shoot in the shadows without blowing out the highlights. I like the way the perspective draws you through this scene, well seen.</p>
27		Waterfalls	<p>What a great waterfall! Not sure I've seen this one before. Overall I think you have handled the exposure well, there are one or two hot spots in the water but they are not too bad. I like the composition you've chosen, it frames the waterfalls nicely and draws our eye into the scene. I think you have pushed the processing a bit too far, sometimes an image doesn't need to be sharpened much at all. Otherwise a lovely image.</p>
28		We are Sailing	<p>I like the positioning of the yacht in this scene, it still has space to move in to. I little more contrast would brighten the scene and make the yellows on the yacht pop; a faster shutter speed would help freeze movement and create a sharper image. The horizon is perfect and I love all of the detail you've captured in the sky. Nice image.</p>
29		We're all going on a Summer Holiday	<p>What a perfect scene to portray this classic song title! What a great find. Unfortunately, overprocessing has caused graininess and quite a few artifacts throughout this image. I think a vintage style would have suited this image better.</p>

30		Windmills of your Mind	C	<p>The Windmills of Your Mind is such a lovely song and this is a lovely image. The windmill is placed nicely in the scene, with the pathway leading us right to it. Try not to sharpen your sky when you doing your sharpening process; if possible mask it out. Try applying a bit more contrast and brightening the windmill a bit, this would really make it pop against the dark sky. As I said, this is a lovely image, well done.</p>
----	--	------------------------	---	--