

PHILLIP ISLAND CAMERA CLUB INC: MAY 2019

Incorporation No A0102960D



Meetings: 1st Monday of the month 1.30 - 4pm (Easter & Cup weekend exceptions)

Heritage Centre, Thompson Ave, Cowes

Website: <http://www.phillipislandcameraclub.com.au>

Club FB Page: <http://www.facebook.com/#!/groups/382689165127848>

Enquiries: Susan 0408136717 – phillipislandcameraclub@gmail.com

NEXT MEETING:

Our next meeting will be on Monday, 3rd June, 2019, at 1:30 pm in the Heritage Centre, 89 Thompson Avenue, Cowes. We look forward to seeing you there.

The Judge for this month will do a presentation on Street Photography and has asked that everyone bring their cameras to the meeting.

CALENDAR FOR THE YEAR

The following is a list of the proposed dates for Camera Club functions so that you can pencil them into your diary.

Date	Function	Date	Function
May 17th – 20th	Warragul National Photographic Exhibition	Sept 2nd	PICC Meeting 1:30 pm
May 24th-26th	VAPS Convention Traralgon	Oct 7th	PICC Meeting 1:30 pm
May 30th – June 10th	Street Photography Exhibition 430 Albert Street, East Melbourne Mon-Fri 10-4 pm Sat-Sun 1 pm-4 pm	Oct 8-10th	Marysville Overnight Excursion
June 3rd	PICC Meeting 1:30 pm	Nov 11th	PICC Meeting 1:30 pm
July 1st	PICC Meeting 1:30 pm	Dec 2nd	PICC Meeting 1:30 pm
Aug 5th	PICC Meeting 1:30 pm		



Renee Sterling's image Seating for One

Acceptance into Trierenberg Super Circuit.

Renee Sterling, a member of the Phillip Island Camera Club and Melbourne Camera Club recently had one image "Seating for One", out of four submitted, accepted for the Trierenberg Super Circuit. In the last two decades, the TRIERENBERG SUPER CIRCUIT has attracted hundreds of thousands of pictures from nearly all countries around the world. It is by far the largest annual salon of photography on the globe. A typical year might see one hundred and fifteen thousand entries from one hundred and twelve different countries with only eleven and a half thousand acceptances from all those entries.

It is the aim of this competition to find out the very best photography from different styles, techniques and genres. The TRIERENBERG SUPER CIRCUIT has established as an international benchmark of perfect photography. Not only amateur photographers, but also internationally well known artists and professionals have been participating.

It is the task of an international panel of judges to select the very best entries and to distribute prestigious awards.

The Melbourne Camera Club came in the top ten of successful Clubs this year.

Renee, who has been in Australia for nearly five years, did a Photography Degree in the USA then had ten years in industrial photography. After a break from photography she is getting involved once again. She has also had an acceptance into Australian Photographic Society's National Portrait Exhibition and National Exhibition-Digital 2018.

THIS MONTH'S CHALLENGE – LOW LIGHT

This month's challenge is "Low Light"

Mark Davy gave some clues at the meeting on achieving this using long exposure.

Try TV light only or candle light – slow exposure.

Reduce ISO

Close down lens to F22 – small aperture

A neutral density filter could be used or a circular polarizer is equal to two stops (darker)

1/5th second slow shutter speed

Please limit your amount of images to five only, name them including your Club

Membership Number and put them in a folder called "Challenge" and bring them along on a USB stick to the meeting or send them by email Friday before the meeting to phillipislandcameraclub@gmail.com

WORKING WITH CHILDREN POLICE CHECK:

As a photography group we are quite often asked to record activities or promote photography at schools, which include children and if we haven't had a Police Check as individuals we can't really assist. We therefore encourage you all to do the police check. An application form needs to be filled out online at <http://www.workingwithchildren.vic.gov.au/home/applications/apply+for+a+check/>

Followed by a photograph at a Post Office. As volunteers there is no charge. Please let one of the Management Committee know when you receive your check.

QUESTION TIME AND BEFORE/AFTER:

We shall be having a question time at the conclusion of our meetings. If you have any camera, post production, mounting or photography questions bring them along to ask. If they can't be answered there and then perhaps it can be addressed at the following meeting.

We are asking you for a contribution to our before/after segment of our meeting.

Before being the image that you entered for evaluation with the **After** being the image when you have taken on board the Judge's suggestions and made the improvements to the image that the Judge suggested.

phillipislandcameraclub@gmail.com.

ANOTHER CHALLENGE

Susan has issued us with another Challenge 12 monthly photographs, with the subject of the image beginning with the same letter as the month. For instance, January, J, jam. The same subject matter cannot be repeated, so June and July could not be jam, so other subjects beginning with J would be

needed, e.g. jumper, jack-in-the-box. Same rule for March/May; April/August. More entries are encouraged for this entertaining activity which also extends our range of photography.

Please name them including your Club Membership Number put them in a folder “Annual Challenge” each month and bring them along to the monthly meetings on a USB stick.

FACEBOOK CHALLENGES


May	12th	Sheds
	19th	Community
	26th	Forests
June	2nd	Orange
	9th	Something Small
	16th	A Helping Hand
	23rd	Animals
	30th	Dilapidated

Please limit your amount of images to three only per week

LAST MONTH’S CHALLENGE – “Foliage”

Great to see people having a go at the challenges with a good array put in for this month. It was noted that not everyone is using their PICC number on their images. This is mainly for use if the image is wanted for VAPS – the photographer can be recognized.

Some examples from the Challenge.



VICTORIAN ASSOCIATION OF PHOTOGRAPHIC SOCIETIES INC CONVENTION:

The Convention this year is at Traralgon Friday, 24th May – 26th May, 2019.

From the President: Special VAPS convention report for 2019

The VAPS convention committee in close liaison with Latrobe Valley Camera club’s convention committee has been working hard behind the scenes to bring you another outstanding programme for this year’s annual VAPSCON to be held at the Federal University Churchill campus from Friday the 24th to Sunday the 26th May.

Do not miss this convention! and plan now for 3 wonderful days of photographic presentations, workshops, outings and socialising.

Five Keynote presentations

Four professional Photographers

Five different Workshops featuring Portrait, Landscape, Food, and Macro

Friday night Cocktail party and opening of the annual interclub

Dawn shoot featuring light landscape and birdlife

The Annual Dinner and Awards presentations.

We have 4 major sponsors and are delighted to welcome them to VAPS

Our largest sponsor is OLYMPUS AUSTRALIA Who are providing a generous prize of camera kit valued at \$2500.00 to be drawn at the convention. They are also offering a \$1000.00 prize to the highest scoring image taken with an Olympus camera from the annual interclub competition. In addition, 2 free workshops will be offered by the Olympus team at the convention, with an informative presentation as one of our keynote subjects.

The local council, The CITY OF TRARALGON is also a major sponsor and we were delighted that they have supported us with an extremely generous grant so we can have top class facilities once again.

Adam Williams Photography is offering a free gift worth \$149.00 The Essentials Workflow, which is a program designed for Landscape Photographer's. This free gift will be given to every person who registers and attends the convention. In addition, Adam has offered 3 prizes of his Ultimate Workflow Landscape Bundle worth \$249.00 to be drawn at the convention.

Also, GICLEE MEDIA SUPPLIES is supplying gifts of photographic paper and printing to our convention.

Our presenters are top class again this year with six professional photographers coming to the convention to speak and run workshops for us.

Adam Williams, A master AIPP Landscape photographer who has been the NSW Landscape photographer and Professional Photographer of the year for 2015, 2016 and 2017 will present the first Keynote address, which is his Formula of Interesting Photography, something he has developed and honed, enabling him to reach a higher level of photographic excellence. Adam will conduct an indoor workshop The Power of a Simple Photoshop Workflow, so join Adam as he demonstrates how the most basic photoshop skills can transform any ordinary photo into extraordinary Photographic masterpieces

Keren Dobia, an AIPP Associate, and current lecturer at the Melbourne Polytechnic and RMIT, was also the 2017 AIPP Professional Photographer of the year. Keren, in her Keynote presentation, will take us on an inspirational journey of creativity. Keren will discuss the unique people and the stories behind her in progress series *I AM*. and the processes undertaken to create these very stylised portraits. Join Keren Dobia on a live shoot workshop, where she will share her thoughts process and demonstrate how she creates, styles and lights her stylised environmental portraits, with an emphasis on in camera craft. Keren's techniques and approaches can easily be translated into your own work flow, whether you shoot on location or in a studio. The afternoon spent with Keren will be sure to grow your own creative experience.

Ewen Bell, is an awarded Professional Editorial Photographer, teacher, educator and workshop leader, with his work appearing in countless published articles such as National Geographic and Lonely planet. Ewen is currently the Australian ambassador for Panasonic Lumix G-series cameras. Ewen is a keynote speaker on both the Saturday and Sunday programs, with two entirely different subjects. Reality and Purpose is his first presentation, focusing on our experience of reality and how we capture it with our camera's. On Sunday, Ewen will present his inspiring keynote talk on the Long and Short of Bird Photography. On Saturday afternoon, Ewen along with his wife Shellie, a professional photographer and food stylist, is all about real food and real photography. Emphasis is on the basics and some hands on with topics covered such as control of light and using the right lens. This workshop will show you how to turn great food into a great shot.

Karl Ludik is currently the Olympus Australia Professional Photography manager and will be presenting a keynote presentation on Macro photography. Along with Aaron Harivel, the Olympus Australia product and Education specialist they will run a portrait workshop on Saturday afternoon and a Macro hands on workshop on Sunday afternoon.

These workshops are both free and are available to all those who register for the weekend convention.

Don't miss this convention, **register early** and if you want to take advantage of the wide range of workshops

please register quickly... as the ones run by Adam Williams, Keren Dobia and Ewen Bell are strictly limited!

The very small fee for these workshops means they are heavily discounted and will fill up fast!

Please join us for the entire 3 days and socialize on the Friday night's cocktail party, join the formal dinner on Saturday night and enjoy the whole program.

Registration forms will be on the VAPS website.

EVALUATION RESULTS – Diagonals and Patterns

Sheryle Griffiths was the evaluator for this month's topic. Her preferred subjects are landscapes/Seascapes and macro and recently she has added a DJI Spark drone – her aerial lens. Sheryle has been a member of Knox Photographic Society for fifteen years, a committee member of VAPS (two years as Treasurer) and is a presenter of APJA's Good Judge/Bad Judge Level 1 Judging Course. She has been a judge for thirteen years, privileged to judge two VAPS Interclubs and eleven Nationals between Warragul and Pakenham over the last couple of years.

To Sheryle, photography is an expression of what she sees around her and how it makes her feel. She finds judging club competitions and Nationals very rewarding as it gives her the opportunity to see what others "are seeing" and what new techniques are being tried. She told Dianne to encourage us to enter Nationals as the standard of the images she judged were up to National standards, but please read the criteria carefully, before entering.

As photographers we're responsible for telling a story of a moment or series of events in a single image. We then allow the viewer to take a mental trip through our photographs and no matter what your style is whether it be landscape, macro, portraiture etc. being able to convey a story will help add impact to your images.

Everyone is unique and no two people will see a photograph the same way, there is always another angle, another pose; different lighting, the list goes on and on as you all know.

Judge's comments follow at the end of the Newsletter.

PRINTS	TITLE	PHOTOGRAPHER
Highly Commended	Horizontal	Renee Sterling
Commended	Urban Diagonal Patterns	Kathryn Shadbolt
Commended	Diagonal Pattern	Will Hurst
Commended	Windswept	Gillian Armstrong
EDPIs	TITLE	PHOTOGRAPHER
Highly Commended	Blue Metal	Rhonda Buitenhuis
Highly Commended	Brettos Liqueurs	Jenny Sierakowski
Highly Commended	Coleus	Jenny Sierakowski
Highly Commended	Diagonal Wires	Kathryn Shadbolt
Highly Commended	Diagonals	Will Hurst
Highly Commended	Enter Here	Renee Sterling
Highly Commended	Pitcher Pattern	Gillian Armstrong
Highly Commended	Poppies	Brenda Berry
Highly Commended	Posts	Brenda Berry
Highly Commended	Public Housing	Rhonda Buitenhuis
Highly Commended	Stairway to Heaven	Susan Brereton
Commended	Brickwork	Lynne Cook
Commended	Colourful Inlay	Joanne Linton

Commended	Crocheted Rug	Lynne Cook
Commended	Diagonal Windows	Will Hurst
Commended	Diagonals 1	Jenny Skewes
Commended	Diagonals 2	Jenny Skewes
Commended	Fibonacci Spiral	Joanne Linton
Commended	Hanging from the Web	Susan Brereton
Commended	Lost	Ian Prain
Commended	Mexican Bunting	Jenny Sierakowski
Commended	Rope Lights	Joanne Linton
Commended	Rusty Tank	Lynne Cook
Commended	Snow Gum	Jenny Sierakowski
Commended	Underwater	Phyllis Brereton
Commended	Zebra	Brenda Berry
Commended	Flower Patterns	Phyllis Brereton
Commended	Waves	Susan Brereton



PRINT HIGHLY COMMENDED
Horizontal
Renee Sterling




EDPI HIGHLY COMMENDED
Blue Metal
Rhonda Buitenhuis



EDPI HIGHLY COMMENDED
Brettos Liqueurs
Jenny Sierakowski



EDPI HIGHLY COMMENDED
Coleus
Jenny Sierakowski



EDPI HIGHLY COMMENDED
Diagonal Wires
Kathryn Shadbolt



EDPI HIGHLY COMMENDED
Diagonals

Will Hurst



EDPI HIGHLY COMMENDED
Enter Here
Renee Sterling



EDPI HIGHLY COMMENDED
Pitcher Pattern
Gillian Armstrong



EDPI HIGHLY COMMENDED
Poppies
Brenda Berry



EDPI HIGHLY COMMENDED
Posts
Brenda Berry



EDPI HIGHLY COMMENDED
Public Housing
Rhonda Buitenhuis



EDPI HIGHLY COMMENDED
Hanging from the Web
Susan Brereton

WHAT IS THE SUNNY 16 RULE?

The Sunny 16 Rule is a way to meter for correct exposure during daylight without using the camera's meter.

The basic rule of thumb states that if you have a clear, sunny day and your aperture is at f/16, whatever ISO you are using, your shutter speed will be the reciprocal value of that ISO value (ISO X = 1/X seconds shutter speed)

So for example, if your ISO is 200 at f/16, then your shutter speed will be 1/200 seconds. If your ISO is 100, then your shutter speed will be 1/100 seconds. Simple, right?

2019 TOPICS FOR EVALUATION:

TOPIC 2019	SUBMISSION DATE	EVALUATION DATE
Open	6th May 2019	3rd June 2019
Environmental Portrait	3rd June 2019	1st July 2019
Open – Long Exposure	1st July 2019	5th August 2019
Darkness	5th August 2019	2nd September 2019
Open	2nd September 2019	7th October 2019
Street Photography	7th October 2019	11th November 2019
PORTFOLIO	11th November 2019	2nd December 2019

TOPICS , DEFINITIONS and REFERENCE MATERIAL 2019

This information in full has been sent out separately. In the newsletter, there will be topics one month in advance. It is available in full on the web-site at –

- **OPEN (To be submitted in January, March, May, September)**

This familiar topic allows members to continue developing their skills and extending the range of photographic styles that they attempt. Members may consider revisiting previous topics; re-working an earlier image, implementing acquired knowledge; trying new photographic genres; using topics of their choice; or experimenting with aspect ratios, colour or monochrome or HDR treatments. The variety produced under this topic will assist with the choice of images for VAPS.

- **ENVIRONMENT PORTRAITS (To be submitted in June)**

An environmental portrait is a portrait executed in the subject's usual environment , such as in their home or workplace, and typically illuminates the subject's life and surroundings. Environmental portraits

- give context to the subject you're photographing
- often give the viewer of your shots real insight into the personality and lifestyle of your subject.
- sit somewhere between the purposely posed shots of a studio portrait (they are posed and they are unmistakably 'portraits') and candid shots which capture people almost incidentally as they go through their daily life.



References

<https://digital-photography-school.com/environmental-portraits/>

<https://www.shutterbug.com/content/7-great-tips-how-shoot-eye-catching-environmental-portraits>

<https://petapixel.com/2016/04/07/8-tips-making-better-environmental-portraits-natural-light/>

http://facweb.cs.depaul.edu/sgrais/environmental_portrait.htm

<https://shotkit.com/5-tips-for-environmental-portraits/>

DIGITAL IMAGES (EDPI):

- Images may either be created with a digital camera or created with a conventional camera and scanned into electronic format.
- Images may be enhanced or manipulated using image editing software, but the original image must have been made by the entrant.
- As per VAPS specifications (www.vaps.org.au), maximum horizontal dimension is 1920 pixels and the maximum vertical dimension is 1080 pixels.
- Each image file must be in sRGB JPEG format and a maximum of up to 5 Mb in size (5000kb).
- Name your data image with Title of photo and your Club member number, separated by an underscore, followed by the topic & date eg: **Sunset on Woolamai Beach_126_Open_July2018**. Bring these specially named images on a memory stick to the meeting for transfer to a Club CD to be given to the judge.

PRINTS:

- Prints may be ANY size, up to a maximum of 40cm x 50cm (16in x 20in) when mounted.
- ALL prints MUST be mounted.
- Panoramic print formats are acceptable, but must fit on a 40cm x 50cm (16in x 20in) board.
- Prints mounted to a total thickness greater than 5mm will not be accepted.
- Please also include a digital image of the photo on the memory stick you bring to the meeting labelled as for the EDPI, but starting with **PRINT: e.g. PRINT_Sunset on Woolamai Beach_126_Open_July2018**

NEWSLETTER ITEMS If you have anything to contribute to the Newsletter please send them to Lynne Cook at chinook@waterfront.net.au. Thanks to everyone who contributed so promptly. Help make this informative for everyone.

LUNCH ANYONE?

Extend your social time sharing with other members having lunch before the monthly meeting. ***12pm at the 'Mad Cows', The Esplanade, Cowes.

***Hope to see you there – usually down the back.



***** JUDGE'S COMMENTS FOLLOW *****

Philip Island Monthly Club Competition – Judge Feedback for April 2019 (Diagonals/Patterns) (Sheryl Griffiths)

Please refer to Judge Instruction Letter for ratings: HC (Highly Commended) - C (Commended)

Sequence by Title	Member No	Title	Judge Rating	Prints
1	850	Alley		Maker has used this space between the building including the shadow as a leading line thus taking our eye from the foreground down into middle of frame to the door of the building at the end. Clouds in the sky add to this and give a dramatic overall feel.
2	601	Urban Diagonal Patterns	C	Maker has filled the frame well with the subject and shows the complex patterns that zig zag down the length of the frame as well as lines that converging with each other in the various sections. Colours are working well and complimenting each other. Would crop the very bottom to eliminate where the diagonal line on the grey section starts into the orange.
3	447	Diagonal Pattern	C	Subject fills the frame so we can easily see the repetition of pattern created by this arrangement of windows and the supporting framework around them. Like the curve that the maker has captured as it adds interest to the subject that would not be there if it had been flat. Image has been exposed well and shows a good colour definition.
4	641	Pipe		Composition of this pipe is a good example of a leading line that takes our eye from the foreground up along the length of it into the distance. We can see rusting areas as our eye investigates and good texture in the tree to the right. Image is not sharp in the foreground
5	361	Baby Doll		The little girl is portrayed as a diagonal as is her red jacket with the sleeve forming a vertical. The patterned pavement forms the background but is flat due to time of day that this image is shot, would suggest exposure bracketing ½ - 1 stop or use the Sunny 16 rule (example provided at end of this section).
6	307	Windswept	C	Nice diagonals, also showing nice repetition of pattern. Exposure is good as its shown nice natural colours which are rich and earthy. Like the inclusion of the yellow flower and the single bud.

7	361	On a Mission		Like the composition, the light area of the footpath and the dark road make this a strong image. Like the inclusion of the man in the bottom foreground, good repetition of pattern in the bricks, but the top of the light has been cropped of. I understand that the angle that the maker was would have made this a difficult shot but zooming out would have allowed the top of the light to be shown.
8	601	Aero Diagonals		Lots of diagonals captured in the roof supports and the wing that is in the foreground. Nice lighting and image has been exposed well showing us crisp lines.
9	850	Horizontal	HC	This image has been composed well and the maker has put some thought into this shot. Good tonal range with solid blacks. Like the black foreground as it allows our eye to focus on the windows and horizontal lines above.
10	447	Natures Pattern		Maker has filled the frame well with the subject with nothing distracting us. Colour is rich and blends into a textured grey in the foreground. Image is flat which may be due to the process that the maker has used – it makes a nice abstract and or would go well as a texture in a creative or composite.
11	361	On Guard		Strong diagonals are shown in the gate and the inclusion of the dogs add purpose. Like the vertical section of the fence, the branch softens the image but allows us to see the dog on the other side. We can see the story unfolding
12	361	Last Light El Colorado		Lovely moody landscape, maker has captured the low-lying cloud well which highlights the layers that make up this mountain, these also emphasise the layers of rock and soil that have been cut into the foreground and give the image depth. Unfortunately, the foreground is soft and not sharp especially the tufts of grass left hand side. Use of a tripod would have assisted.

*Note for Print Standard @ end. of this section - Sheryl

Phillip Island Monthly Club Competition – Judge Feedback for April 2019 – (Diagonal / Patterns) (Sheryl Griffiths)

Please refer to Judge Instruction Letter for ratings: - HC (Highly Commended) - C (Commended)

Sequence by Title	Member No	Title	Judge Rating	EDPI
1	422	Anchored		Whilst I can see the diagonal line created by the boat from foreground going into frame on the left I can a small amount of definition in the two boats in the foreground but not in the others. Image is only 32kb (381 x 260) and very pixelated when I try and look into the image. Does not display well on screen
2	431	Blue Metal	HC	Lovely deep blue sky that enhances the flow of the diagonal shafts of steel, maker has captured an interesting arrangement of patterns as well. Image has been exposed well, colours are true and good use of available lighting. Good sharp image.
3	770	Brettos Liqueurs	HC	Attractive display showing a variety of colours that have been well lit to enhance the display. Like the angle that the maker has chosen to capture this shot for it shows good perspective and highlights the diagonal lines that make up the window frames. Image is nice and sharp
4	326	Brickwork	C	Repetition of the brickwork has been captured and creates a flow effect in the pattern; maker has emphasized the pattern well by filling the frame with the circle and using the surrounding brickwork as a frame.
5	314	Bridge Diagonals		Whilst a nice silhouette is crossing the frame on the diagonal, image is not sharp, there appears to be a blue tinge going up through the centre of the image which is distracting and the inside of each section is not clear.
6	770	Coleus	HC	Lovely bright colours have been captured by the maker who has made good use of the available lighting. Nice repetition of pattern, interesting shapes and has filled the frame well with no distractions.

Phillip Island Monthly Club Competition – Judge Feedback for April 2019 – (Diagonal / Patterns) (Sheryl Griffiths)

Please refer to Judge Instruction Letter for ratings: - HC (Highly Commended) - C (Commended)

Sequence by Title	Member No	Title	Judge Rating	EDPI
7	487	Colourful Inlay	C	Lots of interesting shapes for us to look at, that give the appearance of movement with them converging to the centre point in the foreground. Image has been exposed well as the colours are true, and the maker has made good use of the available lighting.
8	326	Crocheted Rug	C	Maker has filled the frame with the subject and the backlighting emphasises the patterns of the crochet stitches and we can see diagonals and curves created by the various rows of colour.
9	447	Diagonal Windows	C	Like the angle that the maker has composed this image, the various curtains that are open add interest. The angle of the structure allows us to see depth in the main diagonals due to shadow, repetition of the circles also add interest. Image is sharp and has been exposed well.
10	601	Diagonal Wires	HC	Lovely high key image which allows the wire supports of this bridge to show the intricate patterns that are formed. Each line is what is known as a leading line that leads our eye from the bottom of the frame up to the top where they all meet and form a fan like pattern. Well done.
11	447	Diagonals	HC	Here in this image we have a good mixture of a diagonal line running across the frame and two triangle patterns either side, texture in each complement each other for we can see good texture and image is sharp.
12	399	Diagonals 1	C	Image has been composed well with lots of horizontals and rectangles that then form verticals with some lovely reflections captured throughout - maker has filled the frame well. Image shows good colour and good use of lighting.
13	399	Diagonals 2	C	Another nice image that the maker has filled the frame with the subject well. We can see depth and a "step" appearance. Like the angle that the image has been composed and the various shapes that grow throughout.

Phillip Island Monthly Club Competition – Judge Feedback for April 2019 – (Diagonal / Patterns) (Sheryl Griffiths) <i>Please refer to Judge Instruction Letter for ratings: - HC (Highly Commended) - C (Commended)</i>				
14	850	Enter Here	HC	Image has been composed very well for we can see shape in the form of straight lines and angles and can see depth created by the white walls and dark area that can also be used as a leading line creating a visual sense of direction taking us from one part of the image (the foreground) down to another part (doorway and end). Very well done and well seen.
15	487	Fibonacci Spiral	C	The colour of this image assists in showing us a couple of things: the circular angle and flow or movement of the steps and the shows depth for we can see the steps going down through the mesh on the top landing. Good representation of the Fibonacci spiral for it does lead our eyes through the image.
16	326	Fronnd 2		Good strong diagonals coming from top of frame and spreading out along the foreground. The backlight allows us to see all the fine / smaller veins in the leaf. Whilst the maker have filled the frame well with the subject I'm not sure that the framing technique that has been used suits this image care needs to be taken when selecting the area for the frame- for we can see a bright area at the bottom of image that appears not to be of the leaf but background.
17	315	Hanging from the Web	C	Does look like a web ... well seen we have a variety of diagonals being the main supports and lots of verticals and horizontals that make up the framework thus creating lots of rectangle patterns. Like that the maker has placed the light bottom left hand side for it gives the appearance of a pendulum. Image is sharp and has been composed well.
18	601	Hazy Diagonals		Lots of repetition captured here with the vertical liens and various textures can be seen. Feel that the subject would benefit if not taken so close.

Phillip Island Monthly Club Competition – Judge Feedback for April 2019 – (Diagonal / Patterns) (Sheryl Griffiths)

Please refer to Judge Instruction Letter for ratings: - HC (Highly Commended) - C (Commended)

Sequence by Title	Member No	Title	Judge Rating	EDPI
19	431	olly Mackerel		We can see line, shape and pattern in this image. Good texture in the fish in centre of frame but the ones on the outside bottom right are soft. The colours complement each other and make the yellow eyes really stand out. Like the diagonal angle that the image has been composed.
20	855	Lost	C	Don't have a problem with the person being slightly blurred as he is moving and it shows movement in the image. Like the angle that the maker is showing us for it gives us depth and we can see to the bottom. We have repetition of pattern and an array of verticals, diagonals and horizontals on the steps and railing as we look down. Good strong colours and image has been composed well
21	770	Mexican Bunting	C	Colours all work well and complement each other along with the background being sky. These rows of flags are converging diagonal lines giving a sense of movement and calm. Good lighting and image is sharp.
22	641	Mungo		We can see good texture in the rough terrain that looks very prehistoric, patterns and vertical lines are being shown throughout the image, but I find that the area that's in the left foreground is not sharp and distracting as the eye keeps going to this point before moving on.
23	641	Pines		Lots of texture captured is showing in the branches of these trees, good tonal range with the colour which give a good layered effect. Vertical tree trunks add interest and perspective to this image. Subject fills the frame well.
24	641	Pipes		Composition of this pipe is a good example of a leading line that takes our eye from the foreground up along the length of it into the distance. We can see rusting areas as our eye investigates and good texture in the tree to the right. Image is not sharp in the foreground

Phillip Island Monthly Club Competition – Judge Feedback for April 2019 – (Diagonal / Patterns) (Sheryl Griffiths)

Please refer to Judge Instruction Letter for ratings: - HC (Highly Commended) - C (Commended)

Sequence by Title	Member No	Title	Judge Rating	EDPI
25	307	Pitcher Pattern	HC	Lovely composition, the black background enhances the flower and does not distract us away from the main subject. Image is lovely and sharp and we can see the water drops on the lip of the plant in the background. Lots of patterns shown in the plant with good representation of a vertical and curves for this set subject.
26	641	Poppies	HC	Powerful image which I believe is made by the diagonal lines of poppies. Composed well with good lighting and is nice and sharp.
27	641	Posts	HC	Good texture is shown in these posts, there is also a good tonal range. Like the pattern created by the interlocking posts – good display of this set subject.
28	431	Public Housing	HC	We have it all here, shape, form and repetition of pattern. Lots of leading lines in the roof area that take our eye down into the image. We can see the people scattered throughout the display and satisfy our curiosity as to what they are doing or looking at. Nice tonal range throughout with well exposed blacks and non-blown out whites. Image is lovely and crisp.
29	487	Rope Lights	C	Another good example of a repetitive pattern, these lights take our eye from the foreground up into the top of the image where along the way we can see texture and definition in the tree branches and light and dark tone in the colours. The white lights stand out against the green branches.
30	850	Rusted Waves		These wavy horizontals give a sense of movement to this image. Don't mind the inclusion of the concrete in the foreground. The sticks add interest and stop us from wondering what this is.
31	326	Rusty Tank	C	Here is a nice abstract example of "intentional camera movement" that adds a dynamic edge to the image. The maker has filled the frame with the subject while accentuating the motion blur and by shooting from bottom to top allows us to focus on the vertical shape and form. Nice rich toning's.

Phillip Island Monthly Club Competition – Judge Feedback for April 2019 – (Diagonal / Patterns) (Sheryl Griffiths) <i>Please refer to Judge Instruction Letter for ratings: - HC (Highly Commended) - C (Commended)</i>				
Sequence by Title	Member No	Title	Judge Rating	EDPI
32	770	Snow Gum	C	Good representation of curves and vertical texture. We have a good tonal range from light to dark. Subject fills the frame well with nothing to distract us away from the prominent texture in the top of this image. Nice lighting that shows off the texture.
33	315	Stairway to Heaven	HC	Image is lovely and sharp, and has been composed well, giving us a strong diagonal travelling across frame taking our eye up from the bottom along the rocks to investigate the texture and colours that are in the top section of this image. Good exposure allows the rich violet hues in the rocks to stand out.
34	487	Tidal Ripples		Maker has captured the varying rusty coloured tones in this water, for we have strong horizontal created by the waves and a prominent vertical created by the darker section in centre of frame by the light and sand.
35	314	Underwater	C	Shape, texture (ripples) and pattern are shown throughout this image. The pattern is adding mood to the image whilst the water has bands of colour and a cross polarization look to it. Very creative.
36	431	XXXX		Diagonals, shapes, and form are all in this image. Nice rich colours in the building and I like the angle that the maker has taken this shot. But the man in the foreground is blurry and spoils the image. Was a tripod used or was this shot taken hand held? What the shutter speed too low, what was the ISO? These are all things that you need to look at for future reference.
37	641	Zebra	C	Good strong lines, image has been exposed well for the blacks are black and the whites are white. Like how the maker has come in close on this subject, yes we all know what it is but I find by coming in closer we can see the detail in the zebra's stripes – we have shape, vertical, diagonal and pattern.
38	314	Flower Pattern	C	Maker has come in nice and close to this subject, we can see lots of detail and repetition with the shapes of the individual leaves and then their forming a circle. Good lighting and image has been exposed well.

Phillip Island Monthly Club Competition – Judge Feedback for April 2019 – (Diagonal / Patterns) (Sheryl Griffiths)

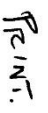
Please refer to Judge Instruction Letter for ratings: - HC (Highly Commended) - C (Commended)

Sequence by Title	Member No	Title	Judge Rating	EDPI
	314	Shades of Blue		Good reflection shown in the windows. Lovely blue sky highlighting the glass in the windows. Good repetition of pattern in being the rectangles and the diagonal building supports add interest. Unfortunately the image is not sharp.
	315	Waves	C	Image fills the frame well and allows us to focus on the subject which is the horizontal shapes that are on this building. Good tonal range in this monochrome and the staggered shapes give the appearance of movement.

NOTE FOR PRINT STEWARD

The two titles shown after Image 38 (by yellow highlight colour) we not on the list but images were included.

Also this EDI – was also presented in both EDPI and prints – same comment given for both

24	641	Pipes	
-----------	------------	--------------	---