

PHILLIP ISLAND CAMERA CLUB INC: JUNE 2019

Incorporation No A0102960D



Meetings: 1st Monday of the month 1.30 - 4pm (Easter & Cup weekend exceptions)

Heritage Centre, Thompson Ave, Cowes

Website: <http://www.phillipislandcameraclub.com.au>

Club FB Page: <http://www.facebook.com/#!/groups/382689165127848>

Enquiries: Susan 0408136717 – phillipislandcameraclub@gmail.com

NEXT MEETING:

Our next meeting will be on Monday, 1st July, 2019, at 1:30 pm in the Heritage Centre, 89 Thompson Avenue, Cowes. We look forward to seeing you there.

CALENDAR FOR THE YEAR

The following is a list of the proposed dates for Camera Club functions so that you can pencil them into your diary.

Date	Function	Date	Function
July 1st	PICC Meeting 1:30 pm	Oct 7th	PICC Meeting 1:30 pm
Aug 5th	PICC Meeting 1:30 pm	Oct 8-10th	Marysville Overnight Excursion
Sept 2nd	PICC Meeting 1:30 pm	Nov 11th	PICC Meeting 1:30 pm
Sept 27th	PI World Vision Flower Show & Photography Exhibition – Entries to be delivered	Dec 2nd	PICC Meeting 1:30 pm
Sept 28th & (29th ??)	PI World Vision Flower Show & Photography Exhibition		

VAPS TRARALGON 2019 (Rhonda Buitenhuis)

This year the annual VAPS Conference & Exhibition was held at the Federation Uni in Churchill, and hosted by Traralgon Camera Club.

In the exhibition our club result is that we came 41 out of 49 clubs for EDPI and 38th in the prints. The exhibition of images was interesting to view, it seemed that low key portraits were in favour this year, and bird images did well as they always seem to.

The speakers were varied and interesting. Adam Williams' presentation on the formula of interesting photography was something he came up with after analysing winning images across lots of photo competitions. Basically his formula is:

- 90% of winning images are Simplistic, i.e. less is more
- 80% have an immediately recognisable story/subject
- 70% have great light
- The other winning feature is that they connect with the viewer in some way

Ewen Bell was the next speaker and he covered a couple of different topics. His main advice was:

- First of all, look for great light. Photography is all about the light. Find a place with good light, & wait...
- Go slowly
- Get in closer, take a tight shot, then step back, and back again to widen the view.
- Think about what you want to say with your photography.
- Try using a reduced colour palette, for example red & yellow. It creates a more cohesive image.

Ewen also talked about bird photography, using the Olympus mirrorless camera. He made the interesting observation that carparks are a great place to take bird photos, because carparks often abut bushland and the birds that choose to be in or around carparks are used to people moving around and are more likely not to fly off as soon as you get your camera out. Using a shallow depth of field for a blurred background, he showed many examples of unusual birds photographed in carparks both here and overseas.



Keren Dobia portrait of Joshua Holko

Keren Dobia's talk on her creative portraits was so interesting. She oozes enthusiasm and artistry, and the difference with Keren's portraits is that she designs and makes the total set, before taking the photos. She uses very little photoshop, choosing to get her imagined scene directly in camera. As an artist, she knows exactly how she wants the finished image to look before she even gets out the camera. If you are interested to see some of her work, the website is kerendobia.com.au and it's well worth a look.

Karl Ludic did a presentation on macro photography, again using the

Olympus mirrorless camera with 100mm macro lens. We had fun photographing the tiny displays he had set up, using our own cameras.

In all, it was a great weekend, and I would encourage people to think about going along to next year's VAPS conference in Wangaratta. It's a great opportunity to see what others are doing, and to get together with like minded people.

WHEN THE BELL TOLLS IMAGES

Please, if you haven't done so already send in your images, or bring them along on a USB stick, from May's meeting "When the Bell tolls".

THIS MONTH'S CHALLENGE – “Gateways”

Please limit your amount of images to five only, **name them including your Club**

Membership Number and put them in a folder called “Challenge” and bring them along on a USB stick to the meeting or send them by email Friday before the meeting to phillipislandcameraclub@gmail.com

WORKING WITH CHILDREN POLICE CHECK:

As a photography group we are quite often asked to record activities or promote photography at schools, which include children and if we haven't had a Police Check as individuals we can't really assist. We therefore encourage you all to do the police check. An application form needs to be filled out online at <http://www.workingwithchildren.vic.gov.au/home/applications/apply+for+a+check/>

Followed by a photograph at a Post Office. As volunteers there is no charge. Please let one of the Management Committee know when you receive your check.

QUESTION TIME AND BEFORE/AFTER:

We shall be having a question time at the conclusion of our meetings. If you have any camera, post production, mounting or photography questions bring them along to ask. If they can't be answered there and then perhaps it can be addressed at the following meeting.

We are asking you for a contribution to our before/after segment of our meeting.

Before being the image that you entered for evaluation with the **After** being the image when you have taken on board the Judge's suggestions and made the improvements to the image that the Judge suggested.

ANOTHER CHALLENGE

Susan has issued us with another Challenge 12 monthly photographs, with the subject of the image beginning with the same letter as the month. For instance, January, J, jam. The same subject matter cannot be repeated, so June and July could not be jam, so other subjects beginning with J would be needed, e.g. jumper, jack-in-the-box. Same rule for March/May; April/August. More entries are encouraged for this entertaining activity which also extends our range of photography.

Please name them including your Club Membership Number put them in a folder “Annual Challenge” each month and bring them along to the monthly meetings on a USB stick.

FACEBOOK CHALLENGES

June	16th	A Helping Hand
	23rd	Animals
	30th	Dilapidated
July	7th	Red
	14th	Work
	21st	The S Curve
	28th	Self Portrait

Please limit your amount of images to three only per week



VICTORIAN ASSOCIATION OF PHOTOGRAPHIC SOCIETIES Inc.
PO Box 2172 Caulfield Junction 3161

1 April 2019


CLUB REPORT CARD

VAPS LATROBE VALLEY 2019

Phillip Island Camera Club

Section	Maker	Title	Score	Award
EDPI	Will Hurst	Boy in a Bubble	11	
	Kathryn Shadbolt	Floating By	9	
	Brenda Berry	For Sale	11	
	Rhonda Buitenhuis	Hand in Hand	12	
	Jenny Skewes	Hung Out to Dry	10	
	Jenny Sierakowski	Longji	13	
	Phyllis Brereton	Opening Up	11	
	Brian Cahill	Puffing Away	10	
	David Cook	Rhyll	10	
	Jenny Skewes	Sharing	12	
	Renee Stirling	Swim at Manly	10	
	Gary Parnell	Tocumwal Weeds	10	
	Joanne Linton	What Nice Teeth	12	
	Rob McKay	Music Box	11	
	Colleen Johnston	Yellow Poppies	11	
			163	
Prints	Renee Stirling	Blue and Gold	12	
	Lynne Cook	Draped	10	
	Brian Cahill	Drifting into Valdez	10	
	Jenny Skewes	Eastern Spinebill	14	
	Colleen Johnston	It's Meat O'Clock	13	
	Kathryn Shadbolt	Kayaking	11	
	Gary Parnell	K190 - Steam	12	
	Rhonda Buitenhuis	No Nap Today	12	
	Kathryn Shadbolt	Opening to the Sun	9	
	Colleen Johnston	Quince and Pomegranates	11	
	Rhonda Buitenhuis	River Red Gum	12	
	Jenny Sierakowski	Skilled	10	
	Gary Parnell	Thai Sunset	9	
	Rob McKay	Whale Rock	12	
	Renee Stirling	End of the Road	12	
			169	

APS Conceptual Photography Prize & Exhibition



ENTRIES CLOSE
3 MAY
ENTRIES OPEN
8 JAN
FINALISTS ANNOUNCED
20 MAY

AUSTRALIAN
CONCEPTUAL
PHOTOGRAPHY
PRIZE

\$10,000
PRIZE MONEY

WWW.A-P-S.ORG.AU

EMERGENT DESIGNS

PHOTOREVIEW



MAGNET

Photography

INVITATION – 4th JULY 2019

TO VIEW THE 39 CONCEPTUAL PRIZE FINALISTS AND PRESENTATION OF THE WINNING IMAGE AND PRIZES INCLUDING THE GRAND \$10,000 PRIZE.

TO BE HELD AT MAGNET GALLERIES

LEVEL 1

1 WHARF STREET

DOCKLANDS

6.30pm to 8.30pm


This is the first APS Conceptual Photography Prize and it has created a lot of interest around the country, come along and see the stunning images and help celebrate the winner of this prestigious award

Exhibition will be open until 28th July at Magnet Galleries

RSVP for 4th July opening to pwk@optusnet.com.au

LAST MONTH'S CHALLENGE – “Low Light”

Some examples from the Challenge.



EVALUATION RESULTS – Open

The evaluator for June, Lyn Haywood, of Mornington gave her evaluation off-the-cuff so unfortunately there are no judge's comments at the end of the newsletter. She did a presentation on "Street Photography" which has been sent out to you all earlier but is also on the web-site.

PRINTS	TITLE	PHOTOGRAPHER
Highly Commended	Grey Day in Rhyll	Rhonda Buitenhuis
Highly Commended	Daisy Bowl	Colleen Johnston
Highly Commended	Impressionist Grass Fire	Rhonda Buitenhuis
Commended	Thistle Down	Gillian Armstrong
Commended	Remarkable Rocks	Jenny Skewes
Commended	Working Bee	Will Hurst


EDPIs	TITLE	PHOTOGRAPHER
Highly Commended	Avenue	Jenny Sierakowski
Highly Commended	Industry	Susan Brereton
Highly Commended	Sofa Seating	Renee Sterling
Commended	Corner of CPP	Renee Sterling
Commended	Four Galahs	Jenny Skewes
Commended	In Bloom	Susan Brereton
Commended	The Opening	Brian Asbury
Commended	Tulips	Lynne Cook
Commended	Zebra Finch	Brenda Berry



PRINT HIGHLY COMMENDED
Grey Day in Rhyll
Rhonda Buitenhuis



PRINT HIGHLY COMMENDED
Daisy Bowl
Colleen Johnston



PRINT HIGHLY COMMENDED



EDPI HIGHLY COMMENDED

Impressionist Grass Fire
Rhonda Buitenhuis



EDPI HIGHLY COMMENDED
Industry
Susan Brereton

Avenue
Jenny Sierakowski



EDPI HIGHLY COMMENDED
Sofa Seating
Renee Sterling



EDPI COMMENDED
The Opening
Brian Asbury



EDPI COMMENDED
Zebra Finch
Brenda Berry



PRINT COMMENDED
Working Bee
Will Hurst



EDPI COMMENDED
Four Galahs
Jenny Skewes

2019 TOPICS FOR EVALUATION:

TOPIC 2019	SUBMISSION DATE	EVALUATION DATE
Open	6th May 2019	3rd June 2019

Environmental Portrait	3rd June 2019	1st July 2019
Open – Long Exposure	1st July 2019	5th August 2019
Darkness	5th August 2019	2nd September 2019
Open	2nd September 2019	7th October 2019
Street Photography	7th October 2019	11th November 2019
PORTFOLIO	11th November 2019	2nd December 2019

TOPICS , DEFINITIONS and REFERENCE MATERIAL 2019

This information in full has been sent out separately. In the newsletter, there will be topics one month in advance. It is available in full on the web-site at –

- **OPEN (To be submitted in January, March, May, September)**

This familiar topic allows members to continue developing their skills and extending the range of photographic styles that they attempt. Members may consider revisiting previous topics; re-working an earlier image, implementing acquired knowledge; trying new photographic genres; using topics of their choice; or experimenting with aspect ratios, colour or monochrome or HDR treatments. The variety produced under this topic will assist with the choice of images for VAPS.

OPEN - LONG EXPOSURE (To be submitted in July)

□ DARKNESS - Highlighting darkness (To be submitted in August)


Low-key photography is a style where the main elements are darkness and negative space. It's an excellent way to create a certain mood. These dark images might suggest a dark mood – loneliness or danger – but they don't have to! Darkness can also be used to create a sense of safety or adventure, for instance.


You can create a low-key photograph in a variety of ways. It can be an underexposed photo; it can be made in the studio, at home, or outdoors; the subject matter can be anything from a landscape to a tiny detail. The main thing is to create something overwhelmingly dark.

It is worth viewing the winner and some finalists of the 2019 Bowness Photography

Prize at the Monash Gallery of Art (corner Jells Rd and Ferntree Gully Road, Wheelers Hill).

Other examples:





<https://digital-photography-school.com/low-key-photography-highlighting-darkness/>

<https://www.popphoto.com/how-to/2015/02/10-tips-using-darkness-your-photography>

<https://contrastly.com/working-with-shadows-in-your-photography/>

<https://www.lightstalking.com/low-key-photography/>

<https://www.lightstalking.com/low-key-photography/>

<https://petapixel.com/2013/03/25/photos-of-a-world-in-darkness-illuminated-by-singlesources-of-light/>

DIGITAL IMAGES (EDPI):

- Images may either be created with a digital camera or created with a conventional camera and scanned into electronic format.
- Images may be enhanced or manipulated using image editing software, but the original image must have been made by the entrant.
- As per VAPS specifications (www.vaps.org.au), maximum horizontal dimension is 1920 pixels and the maximum vertical dimension is 1080 pixels.
- Each image file must be in sRGB JPEG format and a maximum of up to 5 Mb in size (5000kb).

Name your data image with Title of photo and your Club member number, separated by an underscore, followed by the topic & date eg: **Sunset on Woolamai Beach_126_Open_July2018**. Bring these specially named images on a memory stick to the meeting for transfer to a Club CD to be given to the judge.

PRINTS:

- Prints may be ANY size, up to a maximum of 40cm x 50cm (16in x 20in) when mounted.
- ALL prints MUST be mounted.

- Panoramic print formats are acceptable, but must fit on a 40cm x 50cm (16in x 20in) board.
- Prints mounted to a total thickness greater than 5mm will not be accepted.
- Please also include a digital image of the photo on the memory stick you bring to the meeting labelled as for the EDPI, but starting with **PRINT:** e.g. **PRINT_Sunset on Woolamai Beach_126_Open_July2018**

NEWSLETTER ITEMS If you have anything to contribute to the Newsletter please send them to Lynne Cook at chinook@waterfront.net.au. Thanks to everyone who contributed so promptly. Help make this informative for everyone.

LUNCH ANYONE?

Extend your social time sharing with other members having lunch before the monthly meeting. ***12pm at the 'Mad Cowes', The Esplanade, Cowes.

***Hope to see you there – usually down the back.



