

PHILLIP ISLAND CAMERA CLUB INC: MAY 2020

Incorporation No A0102960D



Meetings: 1st Monday of the month 1.30 - 4pm (Easter & Cup weekend exceptions)

Heritage Centre, 89 Thompson Ave, Cowes

Website: <http://www.phillipislandcameraclub.com.au>

Club FB Page: <http://www.facebook.com/#!/groups/382689165127848>

CLUB FB Q & A: <https://www.facebook.com/groups/547546335848669/>

Enquiries: Susan 0408136717 – phillipislandcameraclub@gmail.com

NO MEETINGS AS WE PRACTISE SOCIAL DISTANCING DUE TO COVID-19, but I am being optimistic by leaving the meeting days and times listed. Hopefully we shall soon be back to our routine. In the meantime your EDPIs for evaluation (no prints until we resume our meetings) should be sent to Gary Parnell at parnellg@yahoo.com by the Meeting date to be included in the next evaluation.

HELP:

This month Gary had to deal with over fifty images for the evaluation, and there were a lot needing his attention.

Please, before you send your images in, ensure that the following criteria is met –

- Width 1920 pixels x Height 1080 (See Web-site>Tutorials for resizing images) If your image size was say 2000 x 1080 you would then make the width 1920 x height automatically adjusts to 1037 or the same for the height. If your image size was say 1920 x 1200 bring your height down to 1080 and the width should automatically adjust to 1728.
- File format should be JPEG
- Colour Space should be sRGB. In Lightroom, when exporting>File Settings>Colour Space should be sRGB. In Photoshop Elements Image>Mode>RGB (I presume Photoshop is similar)
- Size of file should be between 500 Kb and 5MB.
- And naming Title_Membership No_Topic_Month 2020
- eg Psychedelic_326_Artificial Light_April 2020

CALENDAR FOR THE YEAR

The following is a list of the proposed dates for Camera Club functions so that you can pencil them into your diary.

Date	Function	Date	Function
June 1st	PICC Meeting 1:30 pm	Sept 13th Sunday	PI Running Festival
July 13th *NB	PICC Meeting 1:30 pm	Oct 5th	PICC Meeting 1:30 pm
Aug 3rd	PICC Meeting 1:30 pm	Nov 9th	PICC Meeting 1:30 pm
Sept 1st	Wywurri Protea Farm	Dec 7th	PICC Meeting 1:30 pm
Sept 7th	PICC Meeting 1:30 pm		

***NB Meeting Room was booked and unavailable for the first Monday.**

NOTHING TO DO?

How about doing a blog with some of your images to go on our website?

Someone said to me they didn't think the Phillip Island Camera Club was very strong because there were only a few MEMBERS with their blogs on the website. Let's change that impression. While you're in lockdown take the time to write a blog and together with a few images send them to Gary at parnellg@yahoo.com to be included on our website. For those with blogs already, how about picking out some new images to show your improvement. LET'S SHOW EVERYONE THAT PHILLIP ISLAND CAMERA CLUB IS THRIVING (Even with COVID-19).

FREE COURSE TO TAKE WHILE SOCIALLY ISOLATING:

The following is a copy of an email received offering a free course:-

Many photographers are currently stuck at home, looking for ways to brush up on their knowledge and get creative with their camera.

This can be a frustrating time for many of us, so to help photographers around the world keep busy during this pandemic, we've released a completely free photography course on Karl Taylor Education — no sign up required, it's just there for everyone to enjoy.

This was the first course that we launched 12 years ago, and through Karl's clear and concise method of teaching it was hugely popular around the world. To celebrate this we've completely remastered and re-filmed the entire course, with updated information, new detailed graphics and additional clear explanations that will help people get more out of photography.

The course covers essential concepts every photographer should know, from basics such as aperture and shutter speed, to more advanced concepts that even some professionals don't clearly understand.

Below is a link to the course that you can share with your members and enjoy for free.

<https://www.karltayloreducation.com/free-photography-course/>

I hope you, your club and members will find this useful.

Best
Emma Marketing & Social Media at Karl Taylor Education

regards

WARRAGUL 47TH NATIONALS

Can be viewed at the following link:- (Each section has a video of images, click on the heading to the right:

<http://www.warragulnational.org/1081-2/?fbclid=IwAR1WsDvdLvMOgWYjgTX9Q04zBKF3cbrg5PbT4v9KCT-XJXhh0reBobCYOV0>

NOVICE CATEGORY REINSTATED:

To encourage new members to participate in the monthly evaluation, it has been decided to re-instate a NOVICE section. This will be in the EDPI (Electronic Digital Projected Image (I think I've got that right.)) format. We would like to emphasise that this is not a competition but a learning opportunity. If you need assistance to get started please speak to one of the Committee Members, who are only too happy to help.

Label your entries NOV_(Title)_(PICC Number)_Topic_Month2020

MANAGEMENT COMMITTEE:

For any inquiries, questions, suggestions or concerns, please feel free to contact a committee member as listed below with their contact numbers.

Susan Brereton (President)	0408 136 717
Lynne Cook (Secretary- Newsletter)	0400 386 792
Kathryn Shadbolt (Treasurer)	0432 147 935

Brenda Berry	0419 512 380
Gary Parnell	0418 323 674
Renee Sterling	0408 483 119
Jenny Sierakowski	0408 355 130
Gillian Armstrong	0404 528 338

THIS MONTH'S CHALLENGE – "Black & White Portrait"


We offer these extra challenges to give you new ideas and to keep you on the move with your photography, making sure you don't have a "photography freeze".

Please limit your amount of images to five only, name them including your Club **Membership Number** and put them in a folder called "Challenge" and send them by email Friday before the meeting to parnellg@yahoo.com

LAST MONTH'S CHALLENGE – ISOLATING PATTERNS

Gary has very kindly put together a video of our "Isolating Patterns" challenge and it can be viewed by following the link - <https://www.youtube.com/watch?v=oPXu6Xecahc&feature=youtu.be>

Below are several images



ANNUAL CHALLENGE - FOOD

Susan has set us the monthly challenge of FOOD. You can submit them monthly but please label them –

(Your PICC Number)_(Month)_(Title)_Food Challenge eg **326_01_Cheese Board_Food Challenge** or save them up and submit them in November for a slide-show in December.

WORKING WITH CHILDREN POLICE CHECK:

As a photography group we are quite often asked to record activities or promote photography at schools, which include children and if we haven't had a Police Check as individuals we can't really assist. We therefore encourage you all to do the police check. An application form needs to be filled out online at <http://www.workingwithchildren.vic.gov.au/home/applications/apply+for+a+check/>

Followed by a photograph at a Post Office. As volunteers there is no charge. Please let one of the Management Committee know when you receive your check.

WEB-SITE GALLERY:

Have you checked out the gallery on our web-site. Highly Commended and Commended Images are being included each month thanks to Gary Parnell. You can find it at

<http://www.phillipislandcameraclub.com.au/galleries/>

QUESTIONS:

Gary Parnell has taken the initiative to open up a Facebook closed group for PICC members to ask questions and get answers.

So if you have any photography question/s or suggestions you wish to learn about or need help with, perhaps a workshop or excursion suggestion that you would like to do please go to the FB site.

You can find it at - <https://www.facebook.com/groups/547546335848669/>

FACEBOOK CHALLENGES

Here are Rob's challenges for the next two months. We'd love to see your images.

May	17th	Through my Window
	24th	Table Top "Crystal or Glass Ware"
	31st	Open Subject
June	7th	An Highly Edited Image of Mine
	14th	My Favorite Image
	21st	Within These Walls
	28th	Reflections
July	5th	Then and Now
	12th	Two of a Kind
	19th	Humor
	26th	Toned B&W

EVALUATION RESULTS – Artificial Light

Rob Sloane from Knox Photographic Society was guest evaluator for this month. Rob's comments are included at the back of the newsletter.







Thanks to Gary who has done a video with all the EDPIs and you can view it if you follow the link –

<https://www.youtube.com/watch?v=0EMqKT3a198&feature=youtu.be&fbclid=IwAR1sBa2Xmv-YPHJGxRdv1MKWoiHT78i6GIJ0LtQpqtVlodGBwz1Nwl2dW8>

To pause, to study individual images, press K on a PC, press K again to continue.

HC & C Images can be found at <http://www.phillipislandcameraclub.com.au/galleries/>

EDPIs	TITLE	PHOTOGRAPHER
Highly Commended	Chelsea	Gary Parnell
Commended	An Ancient Art	Kathryn Shadbolt
Commended	Martian Green Tea	Kathryn Shadbolt
Commended	Mildura Morning	Gary Parnell
Commended	Mitla Model	Jenny Sierakowski
Commended	Glass Candle	Frank Zulian (Novice)
Commended	Fruit	Frank Zulian (Novice)
Commended	Plant Life	Frank Zulian(Novice)

Commended	Psychedelic	Lynne Cook
Commended	Shadow & Light	Rhonda Buitenhuis
Commended	Trumpet Man	Rhonda Buitenhuis
<div>  </div> <div> EDPI HIGHLY COMMENDED Chelsea Gary Parnell </div>		
<div>  </div> <div> EDPI COMMENDED An Ancient Art Kathryn Shadbolt </div>		
<div>  </div> <div> EDPI COMMENDED Martian Green Tea Kathryn Shadbolt </div>		
<div>  </div> <div> EDPI COMMENDED Mildura Morning Gary Parnell </div>		
<div>  </div> <div> EDPI COMMENDED Mitla Model Jenny Sierakowski </div>		
<div>  </div> <div> NOVICE EDPI COMMENDED Fruit Frank Zulian </div>		

Commented [LC2]:

Commented [LC1]:



NOVICE EDPI COMMENDED
Glass Candle
Frank Zulian



NOVICE EDPI COMMENDED
Plant Life
Frank Zulian




EDPI COMMENDED
Psychedelic
Lynne Cook



EDPI COMMENDED
Shadow and Light
Rhonda Buitenhuis



EDPI COMMENDED



EDPI
Slite Blur
David Cook

Trumpet Man Rhonda Buitenhuis	
--	--

2020 TOPICS FOR EVALUATION:

TOPIC 2020	SUBMISSION DATE	EVALUATION DATE
Open	May 4th	June 1st
Landscape B&W	June 1st	July 13th
Open	July 13th	Aug 3rd
Home Turf	Aug 3rd	Sept 7th
Open	Sept 7th	Oct 5th
Less is More	Oct 5th	Nov 9th
Portfolio	Nov 9th	Dec 7th

TOPICS , DEFINITIONS and REFERENCE MATERIAL 2020

This information in full has been sent out separately. It is available in full on the web-site at –

<http://www.phillipislandcameraclub.com.au/competitions/2013-picc-club-competition-topics/>

DIGITAL IMAGES (EDPI):

- Images may either be created with a digital camera or created with a conventional camera and scanned into electronic format.
- Images may be enhanced or manipulated using image editing software, but the original image must have been made by the entrant.
- As per VAPS specifications (www.vaps.org.au), maximum horizontal dimension is 1920 pixels and the maximum vertical dimension is 1080 pixels.
- Each image file must be in sRGB JPEG format and a maximum of up to 5 Mb in size (5000kb).

Name your data image with Title of photo and your Club member number, separated by an underscore, followed by the topic & date eg: **Sunset on Woolamai Beach_126_Open_July2018**. Bring these specially named images on a memory stick to the meeting for transfer to a Club CD to be given to the judge.

EDPIs can be forwarded to parnellg@yahoo.com while COVID-19 is on.

PRINTS: (No prints at present due to Social Distancing)

- Prints may be ANY size, up to a maximum of 40cm x 50cm (16in x 20in) when mounted.
- ALL prints MUST be mounted.
- Panoramic print formats are acceptable, but must fit on a 40cm x 50cm (16in x 20in) board.
- Prints mounted to a total thickness greater than 5mm will not be accepted.
- Please also include a digital image of the photo on the memory stick you bring to the meeting labelled as for the EDPI, but starting with **PRINT: e.g. PRINT_Sunset on Woolamai Beach_126_Open_July2018**

NEWSLETTER ITEMS If you have anything to contribute to the Newsletter please send them to Lynne Cook at chinook@waterfront.net.au. Thanks to everyone who contributed so promptly. Help make this informative for everyone.

LUNCH ANYONE? (POSTPONED AT PRESENT UNTIL COVID-19 SOCIAL DISTANCING RULES ARE RELAXED)

Extend your social time sharing with other members having lunch before the monthly meeting. ***12pm at the 'Mad Cowes', The Esplanade, Cowes.

***Hope to see you there – usually down the back



SOME REFERENCES BORROWED FROM WARRAGUL CAMERA CLUB:

- To kick us off, let's get cleaned up and have our gear ready for some photo-action. Russell <https://www.thephoblographer.com/2019/12/12/photography-cheat-sheet-how-to-clean-your-camera-lens/> <https://www.thephoblographer.com/2020/03/17/camera-manufacturers-disagree-on-how-to-disinfect-your-cameras/>
- For those of you interested in learning about Street Photography, check this one out. As soon as this crisis is over, let's hit the streets together.
- <https://www.streethunters.net/blog/2020/03/22/things-a-street-photographer-can-do-when-in-quarantine/>
- <https://www.youtube.com/channel/UCTs3iJeBSr7qoeJ0JCpJRyQ> I just love Brian's videos!
- <https://newatlas.com/digital-cameras/agora-best-nature-photography-2020-gallery/>
- How about a sunrise competition? This one is run by the National Gallery of Australia and is open until 21 July 2020. Kayren <https://nga.gov.au/impressionsunrise/competition.cfm>
- Antarctic seal photo wins top prize. Great photos. Several taken with a drone. The winning photo was a drone photo. Drones becoming the next level in top creative photography. • <https://www.bbc.co.uk/news/in-pictures-52007548>
- You might recall our last judge, Theo, mentioning some of his favourite You Tube videos? OK, search for Gavin Hoey, he has videos on his playlists covering 'Photoshop Tips & Tricks', 'Creative Lightroom', and 'Photography Tips & Tricks'. He also has a great website: www.gavtrain.com and if you're into Instagram, look for 'thegavinhoey'
- Serge Ramelli, on You Tube, has lots of Lightroom and Photoshop tutorials, including videos on photography techniques • Photographer Online (You Tube), for information about the Zone System • Lastly, Kelby One is another source of great videos for learning and photo projects
- For Olympus Cameras CREATIVE LIVE <https://www.creativelive.com/class/olympus-e-m1x-fast-start-john-greeno> (Thanks Colleen Johnston)

IF YOU FIND AN INTERESTING WEB-SITE SEND ME A LINK SO THAT I CAN
SHARE IT WITH OUR MEMBERS

Judge's comments follow



Phillip Island Monthly Club Competition – Judge Feedback for May Subject Artificial Light

Judge Rob Sloane

Please refer to Judge Instruction Letter for ratings: HC (Highly Commended) - C (Commended)

Sequence by Title	Memb er No	Title	Judge Rating EDPI
	852		A great portrait shot, perfect lighting that brings out all the essential elements in the picture including emotion. Nice rim lighting. Great Eyes
1		Chelsea	HC
2	601	A Roll of the Dice	Well done with the reflections, well composed, mono works.
	601		Great colours, nicely contrived and composed, you put a lot of effort into the
3		An Ancient Art	C lighting.
	601	Life is a Bowl of Cherries	Good reflections, lighting not quite right, especially on the bowl.
5	601	Martain Green Tea	C Well composed, the higher angle works, the marbles really set the light off.
6	770	Festival of Light	Good reflections, just a little blurry, even though caused by the lights themselves.
	641		Quite eye catching, plenty of impact maybe clone some bits into the dark patches
7		Field of Light	.
	325		Good PJ shot, shows the local business environment. Great star bursts, shots like
8		five star	this need to be kept for historical purposes.
9	641	Lamp	Pretty good really, impact, sharp and some great colours.
10	852	Mildura morning	C This is a nice image using a combination of natural and artificial lighting
	770		Well seen, a great people / environment portrait, well exposed in difficult lighting
11		Mitla Model	C conditions.
	431		Nice soft colours with typical candlelight warm tones, focus could have been a little
12		Music by candlelight	better with more depth of field
13	861	NightWanderings	Good study of form and texture with the added twist of the bug. The eye is drawn

towards the tree, especially the bright spot that needs to be pin sharp.

Quite a good still life study, well set up, probably just needed something extra to

C set it off, maybe add a couple of strawberries or cherries. Good effort though.

A brilliant explosion of colours, coupled with terrific reflections in the glass,

C That big bright spot though (without detail) tends to dominate the image a bit.

Certainly uses artificial light, well put together and composed, maybe try a reflector

(just a piece of white card would do) to put a bit (not too much) of light back into

C the unlit side.

Well seen, composition could be a bit better, the big black square sign sort of

detracts from the image a bit.

Well lit, nice and sharp, probably a bit too busy with a few too many elements in

the pic.

Good still life study, quite grainy but that's ok, well

composed on the diagonal.

Quite a good fungi study, not the easiest fungi to get some impact out of. It is sharp

in places but not quite sharp enough in the places that really matter.

Heaps of impact, very well done getting all those colours in there, the rim and

C background just right.

Plenty of impact, great colours and vibrancy, pity about those damn power lines.

Actually the slight blurriness overall gives it a real arty feel, the headlights sort of

dominate the image, maybe tail light would have worked better

C Very good figure study of the miniature. Mono works well. Shell is a little blown out.

Well exposed, probably crop out a bit on the RHS and stick with the couch and

chairs.

Well exposed with a combination of artificial and natural light. Ceiling is a little

blown out. Dodge and burn tools would be handy to post process this one.

Well exposed and reasonably sharp, probably just one too many elements with the

bird, pears, plant.

	431		Good mono, well exposed especially on the all important
28	Trumpet_man	C trumpet.	
	641		Had a bit of potential, not quite sharp enough where it
29	Wine Barrel	matters.	
	326		Interesting, diag lines gives the image strength, probably
30	Xmas Lights	needed something a little extra to lift the image.	