

PHILLIP ISLAND CAMERA CLUB INC: MAY 2021



Meetings: 1st Monday of the month 1.30 - 4pm (Easter & Cup weekend exceptions)

Website: <http://www.phillipislandcameraclub.com.au>

Enquiries: Jenny – phillipislandcameraclub@gmail.com

Club (Closed to Members Only) FB Page:

<http://www.facebook.com/#!/groups/382689165127848>

Club News (Public) FB Page:

https://www.facebook.com/groups/194014029196342/?multi_permaLinks=202243725040039%2C201701308427614%2C201689918428753%2C201687288429016¬if_id=1619952336600126¬if_t=group_activity&ref=notif

CALENDAR FOR THE YEAR

The following is a list of the proposed dates for Camera Club functions so that you can pencil them into your diary.

Date	Function	Date	Function
Mon, June 7th, 2021	PICC Meeting @ 1:30 pm Newhaven Yacht Clubrooms	Sat, 2nd Oct, 2021	Phillip Island World Vision Flower Show and Photography Exhibition 10 am-5 pm Entries to be collected between 5-6 pm
Mon, July 5th, 2021	PICC Meeting @ 1:30 pm Newhaven Yacht Clubrooms	Mon, Oct 4th, 2021	PICC Meeting @ 1:30 pm Newhaven Yacht Clubrooms
Mon, Aug 2nd, 2021	PICC Meeting @ 1:30 pm Newhaven Yacht Clubrooms	18th-21st Oct, 2021	Over-night excursion to "Cedar & Stone", Porcupine Ridge
28th Aug-24th Oct, 2021	Ballarat Biennale	Mon, Nov 8th, 2021	PICC Meeting @ 1:30 pm Newhaven Yacht Clubrooms
Fri, 1st Oct, 2021	Phillip Island World Vision Flower Show and Photography Exhibition St. Phillips Church Hall, Entries to be delivered 1-4 pm	Mon, Dec 6th, 2021	PICC Meeting @ 1:30 pm Newhaven Yacht Clubrooms

	<u>Syllabus 2021</u>	
Month Due	Topic	Challenge
June	Black and White	Bubbles
July	Open	Juxtaposition
August	Tell a story	Macro
September	Open	Night Photography
October	Around the bend /corner	Nature
November	Portfolio	Shadows

DEFINITIONS FOR SYLLABUS TOPICS 2021

Can be found at <http://www.phillipislandcameraclub.com.au/competitions/2013-picc-club-competition-topics/> (Listed under the Topics/Challenges)

CARINYA NURSING HOME, KORUMBURRA

We have the opportunity to exhibit our images at Carinya Nursing Home, Korumburra, and are seeking expressions of interest from our members.

Photography would need to be framed by the Member at the Member's expense using an A3 size frame which would take a 20"x16" image. The framed image could be for sale or just exhibited, at the discretion of the exhibitor, for six to twelve months (to be decided). Each image to display

1. The Title
2. The price (if any)
3. The email address of the Photographer so that he/she can be contacted.

Any topic can be displayed and depending on responses two images per Member is proposed.

This provides a great opportunity to advertise Phillip Island Camera Club, albeit if not in our local area.

So far I have received two replies. Please let me know if you are interested – Lynne 0400 386 792

OVERNIGHT EXCURSION TO PORCUPINE RIDGE "CEDAR & STONE"

We have booked "Cedar & Stone" for Monday, 18th to Thursday, 21st October, 2021 for our overnight excursion. This is usually a fun time photographing and mixing with like-minded people. There are only four vacancies remaining. The total cost per person is \$105 and we are asking for a deposit of \$70 per person to reserve your place.

Please ring Brenda Berry on 0419512380 as well as paying your deposit into the Club's Bendigo Bank Account BSB: 633-000 Acct: 162977730 by Friday, 16th April, to reserve your position. We hope you'll join us.

PLEASE RE-SIZE YOUR IMAGES BEFORE SENDING THEM IN TO GARY:

Gary Parnell, our coerced/volunteer print steward, who is overworked and under paid, would like members to resize their images before sending them in to him. Images should be 1920 pixels (or less) wide by 1080 (or less) in height. There are tutorials on the web-site for Lightroom, Photoshop and Faststone. Need extra help speak to your Buddy or contact Lynne on 0400 386 792.

FACEBOOK SITES

The original is phillip island camera club inc. was set up for for camera club members only, outsiders are not able to access this site. To join, members have to answer 3 questions and possibly advise me of their member number before they are accepted.

The new site is phillip island camera club news.

This site is open to everyone and also members and others can access it at any time to see of any updates, late notices, new, messages, etc of what is happening at the club. It is basically to be used to publicise and attract members to, the club.

FOR UNIFORM ORDERS:

If anyone wishes to place an order for a blue pollo shirt or jacket with the PICC Logo printed on it, orders can be placed, sizes chosen and paid for at Logos Unlimited, 17-19 The Concourse, Cowes asap.

These unify us as a group and advertises as well, and can be worn at our meetings and excursions.


THIS MONTH'S CHALLENGE – "Bubbles"

We offer these extra challenges to give you new ideas and to keep you on the move with your photography, making sure you don't have a "photography freeze".

Please limit your amount of images to five only, name them including your Club **Membership Number** and put them in a folder called "Challenge" and send them by email Friday before the meeting to Gary at parnellg@yahoo.com

LAST MONTH'S CHALLENGE – "Bokeh"

You can watch a slide-show on YouTube which Gary has put together for us at <http://www.phillipislandcameraclub.com.au/monthly.../>



WORKING WITH CHILDREN POLICE CHECK:

As a photography group we are quite often asked to record activities or promote photography at schools, which include children and if we haven't had a Police Check as individuals we can't really assist. We therefore encourage you all to do the police check. An application form needs to be filled out online at <http://www.workingwithchildren.vic.gov.au/home/applications/apply+for+a+check/>


Followed by a photograph at a Post Office. As volunteers there is no charge. Please let one of the Management Committee know when you receive your check.

EVALUATION OF "Pre-Dawn"


Lyn Hayward was the Evaluator this month. She gave her critique "off the cuff" and didn't list her comments so no comments at the end of the newsletter. She was very strict on the Pre-Dawn definition and ruled images out if they weren't taken "Pre-Dawn".

EDPIs	TITLE	PHOTOGRAPHER
Highly Commended	Arkaroola Sunrise	Rob McKay
Highly Commended	Kilcunda Rocks	Ken Anderson
Highly Commended	Marina Dawn	Will Hurst
Highly Commended	The Narrows	Sue McLauchlin
Highly Commended	Nullarbor Sunrise	Rob McKay

Highly Commended	Sapa Sunrise	Jenny Sierakowski
Highly Commended	Welcome to Sunrise Newhaven Jetty	Rhonda Buitenhuis
Commended	Mountain View	Joanne Linton
Commended	Bagan Balloons	Jenny Sierakowski
Commended	Awakening the Day	Kathryn Shadbolt
Commended	Pre-Dawn Rhyll	Kathryn Shadbolt
Commended	Golden Reflections	Rhonda Buitenhuis
Commended	Looking Back at San Remo	Gary Parnell
Commended	Mallee Pool	Jenny Skewes
Commended	Mildura Pre-Dawn	Gary Parnell
Commended	Butterfly Sculpture	Sue McLauchlin
Commended	Still Waters	Sue McLauchlin
Commended	Outback Sunrise	Rob McKay
Commended	Rhyll Dawn	Jenny Skewes
Commended	Saltwater	Rhonda Buitenhuis



HIGHLY COMMENDED
Arkaroola Sunrise
Rob McKay



HIGHLY COMMENDED
Kilcunda Rocks
Ken Anderson




HIGHLY COMMENDED
Marina Dawn
Will Hurst




HIGHLY COMMENDED
The Narrows
Sue McLauchlin




HIGHLY COMMENDED
Nullarbor Sunrise
Rob McKay



HIGHLY COMMENDED
Sapa Sunrise
Jenny Sierakowski




HIGHLY COMMENDED
Welcom to Newhaven Jetty
Rhonda Buitenhuis



COMMENDED
Mountain View
Joanne Linton



COMMENDED
Bagan Balloons
Jenny Sierakowski



COMMENDED
Awakening the Day
Kathryn Shadbolt



COMMENDED
Butterfly Sculpture
Sue McLauchlin



COMMENDED
Outback Sunrise
Rob McKay

DIGITAL IMAGES (EDPI):

- Images may either be created with a digital camera or created with a conventional camera and scanned into electronic format.
- Images may be enhanced or manipulated using image editing software, but the original image must have been made by the entrant.
- As per VAPS specifications (www.vaps.org.au), maximum horizontal dimension is 1920 pixels and the maximum vertical dimension is 1080 pixels.
- Each image file must be in sRGB JPEG format and a maximum of up to 5 Mb in size (5000kb).

Name your data image with Title of photo and your Club member number, separated by an underscore, followed by the topic & date eg: **Sunset on Woolamai Beach_126_Open_July2018**. Bring these specially named images on a memory stick to the meeting for transfer to a Club CD to be given to the judge.

Maximum of four entries in total either in PRINTS, EDPI or a combination of the two.

NOVICE CATEGORY REINSTATED:

To encourage new members to participate in the monthly evaluation, it has been decided to re-instate a NOVICE section. This will be in the EDPI (Electronic Digital Projected Image (I think I've got that right.)) format. We would like to emphasise that this is not a competition but a learning opportunity. If you need assistance to get started please speak to one of the Committee Members, who are only too happy to help. Maximum of four entries.

Label your entries NOV_(Title)_(PICC Number)_Topic_Month2020

EDPIs can be forwarded to parnellg@yahoo.com

PRINTS

- Prints may be ANY size, up to a maximum of 40cm x 50cm (16in x 20in) when mounted.
- ALL prints MUST be mounted.
- Panoramic print formats are acceptable, but must fit on a 40cm x 50cm (16in x 20in) board.
- Prints mounted to a total thickness greater than 5mm will not be accepted.

- Please also include a digital image of the photo you send in labelled as for the EDPI, but starting with **PRINT: e.g. PRINT_Sunset on Woolamai Beach_126_Open_July2018**

NEWSLETTER ITEMS If you have anything to contribute to the Newsletter please send them to Lynne Cook at chinook@waterfront.net.au. Thanks to everyone who contributed so promptly. Help make this informative for everyone.