

PHILLIP ISLAND CAMERA CLUB INC: NOVEMBER 2021



Meetings: 1st Monday of the month 1.30 - 4pm (Easter & Cup weekend exceptions)

Website: <http://www.phillipislandcameraclub.com.au>

Club FB Page: <https://www.facebook.com/groups/382689165127848>

Enquiries: Jenny – phillipislandcameraclub@gmail.com

CALENDAR DATES FOR YOUR DIARY

The following is a list of the proposed dates for Camera Club functions so that you can pencil them into your diary. Please check your emails for changes due to COVID-19 restrictions.

Date	Function	Date	Function
Mon 6 th , December, 2021	PICC Meeting @ 1:30 pm Newhaven Yacht Squadron Clubrooms (COVID-19 restrictions permitting).	Sunday 16 th January	Images for evaluation of images due to Gary – topic 'Open'. (For February meeting.)
Tuesday 14 th December 2021	End of year (Christmas) get together, Cowes RSL.	Sun 6 th February 2022	Images for the Monthly Challenge due to Gary – topic 'Chicory kilns – local landmarks'.
Tues 14 th December 2021	Entries close for the 2022 Leongatha Rotary Art and Photography Show	Mon 7 th February 2022	PICC Meeting @ 1:30 pm Newhaven Yacht Squadron Clubrooms (COVID-19 restrictions permitting)
Mon 6 th December 2021	PICC Meeting @ 1:30 pm Newhaven Yacht Squadron Clubrooms (depending COVID-19 restrictions permitting)	Tues 8 th February 2022	Excursion and macro workshop @ 1:30pm with Theo Van der Muelen at Wywurri, 180 Martyn Lane, Inverloch, 3996
Sat 15 th January – 5 th February 2022	Leongatha Rotary Art and Photography Show, Leongatha Memorial Hall, Michael Place, Leongatha		

2022 SYLLABUS

The 2022 syllabus is shown below. Descriptions for each topic will be available on the PICC website.

Month	Submission date (to Gary) and topic for judge's evaluation	Date of meeting and evaluation of images by judge	Monthly Challenge (submitted the day before the scheduled meeting)
January	16 th - Open	No meeting in January	No meeting in January
February	6 th - Framed	7 th Open	Chicory kilns/local landmarks
March	6 th - Open	7 th Framed	Low key
April	3 rd - Macro	4 th Open	Flat lay
May	1 st - Open	2 nd Macro	Panning
June	5 th - Mobile phone	6 th Open	Golden ratio/Fibonacci effect
July	3 rd - Open	4 th Mobile phone	Portraits
August	July 31 st - Negative space	1 st Open	Photojournalism
September	4 th - Open	5 th Negative space	Reflections
October	2 nd - Abstract	3 rd Open	Monochrome/sepia
November	6 th - Portfolio	7 th Abstract	Contrasting colours
		Portfolio	Shallow depth of field

VICE PRESIDENT

Congratulations to Rob McKay for being elected the Vice President by the PICC Management Committee, and endorsed by attendees at the general meeting on Monday. Rob was already a member of the committee. This brings the committee in line with the Model Rules for an Incorporated Association set by Consumer Affairs Victoria.

WEBSITE UPDATE

The PICC website is in the process of being updated. One section of the website includes links to members' information and up to five of their images. <http://www.phillipislandcameraclub.com.au/members/>

If you would like to be included in this section, please send a short bio about your photographic background and experience and five images to Gary. Others already featured may wish to update their information and provide new images.

END OF YEAR LUNCH FUNCTION

An end of year get-together lunch will be held at the Phillip Island RSL in Cowes on Tuesday 14th December at 12noon. If you have not already registered and would like to attend, please contact Lorraine by email tranlorraine@gmail.com.

OVERNIGHT EXCURSION TO PORCUPINE RIDGE "CEDAR & STONE"

The overnight excursion to Porcupine Ridge has been rescheduled to Tuesday 3 May - Friday 6 May 2022. Brenda has contacted those who had previously registered to attend this excursion in October 2021. If vacancies become available for this excursion, we'll let you know.

EXCURSION RECORDS

To meet insurance requirements, a record needs to be kept by the Secretary of the club of all excursions. This record needs to include location of excursion, name of club member participants and their time of arrival and departure. For overnight excursions, such as the one to Porcupine Ridge, a more detailed form with medical and next of kin contact details etc. will need to be filled in by participants.

LEONGATHA ROTARY ART AND PHOTOGRAPHY SHOW

The 2022 Leongatha Rotary Art and Photography Show will run from Saturday 15 January to Saturday 5 February at the Leongatha Memorial Hall, Michael Place, Leongatha (subject to COVID-19 restrictions).

For more information go to <https://www.leonartshow.com.au/> **Entries close on 14th Dec 2021.**

To staff this event the Rotary Art and Photography show organisers are asking local artist and photographers, and/or their friends, to help by volunteering to spend 2 x 2 hour shifts between 10am and 4pm, to man the entry with a Rotary person. Rotary is offering a 50% reduction off your entry fee for your assistance.

If you are interested, please contact David John from Rotary on 0419 175 645, prior to lodging your entry form to indicate your preferred time and date.

PAKENHAM NATIONAL PHOTOGRAPHIC EXHIBITION

The Pakenham National Photographic Exhibition is organised by the Pakenham Camera Club. The exhibition will be online for December 1st 2021. There are 12 categories in the exhibition ranging from animals and wildlife, landscapes/seascapes and creative/experimental. Please go to the website for more information at www.pakenhamnational.org

[SURVEY: MEETING AND SUPPORTING YOUR NEEDS - BUDDIES AND WORKSHOPS](#)



Thanks to those members who filled in the survey sent by email or completed it during our November meeting. It helps our planning to know more about the photography equipment you have and your interests; also if you wish to be involved in the Buddy system to help develop your photography skills and knowledge. Some club members are willing to mentor others who feel they need assistance with aspects of using your camera equipment and with editing. We can plan workshops around the needs of the members when we know what you'd like to learn.

[NOVEMBER MONTHLY CHALLENGE – SHADOWS](#)

Below is a small sample of the 'Shadows' images for our November Monthly Challenge shown at our November meeting.

To view the slide-show that Gary put together go to <https://www.youtube.com/watch?v=pgAYO02aNcw>

or go to the website link <http://www.phillipislandcameraclub.com.au/monthly-challenge-slideshows/>



EVALUATION OF IMAGES – AROUND THE BEND/CORNER

David Belcher was the Evaluator for this topic. Well done to all entrants! Seven images were awarded Highly commended and 11 gained a Commended award.

To watch the slideshow go to

<https://www.youtube.com/watch?v=wf4AY0pPJAs>

Highly commended and commended images can be found at

<http://www.phillipislandcameraclub.com.au/galleries/>

Images for the Monthly Challenge and Evaluation are due to Gary the day before the monthly meeting.


EDPIs	TITLE	PHOTOGRAPHER
Highly Commended	Mildura	Gary Parnell
Highly Commended	Open pit Cal	Brenda Berry
Highly Commended	Round the bend 2	Rob McKay
Highly Commended	Round the bend 3	Rob McKay
Highly Commended	Stower motor	Brenda Berry
Highly Commended	ULURU going round	Jon Hogan
Highly Commended	Water pump	Brenda Berry
Commended	Along the way	Joanne Linton
Commended	Exploring the path	Kathryn Shadbolt
Commended	Around here	Kathryn Shadbolt
Commended	What's around the bend	Kathryn Shadbolt
Commended	Entering the maze	Susan McLaughlan
Commended	Exploring	Lynne Cook
Commended	Fire break	Helen Stewart
Commended	I can see the sea	Lynne Cook
Commended	Long, slow climb, Denali National Park	Joanne Linton
Commended	Murchisen River mist	Rhonda Buitenhuis
Commended	Round the bend 1	Rob McKay



HIGHLY COMMENDED

Mildura

Gary Parnell



HIGHLY COMMENDED

Stower mower

Brenda Berry



HIGHLY COMMENDED
Around the bend 3
Rob McKay



HIGHLY COMMENDED
ULURU going round
Jon Hogan




COMMENDED
Along the Way
Joanne Linton



COMMENDED
Murchison River Mist
Rhonda Buitenhaus



COMMENDED
Entering the maze
Susan McLauchlan



COMMENDED
What's around the bend
Kathryn Shadbolt

JUDGE'S COMMENTS: October 2021 – Round the bend judged by David Belcher

Sequence by title	Member Number	Title of image	Judge's comments
1	852	A drive in the bush	A typical winter scene in the bush with a car in the far distant. The image is well taken with a good POV. Taking this a couple of seconds later so that the car was more prominent in the frame may have taken this image to another level.
2	770	After the storm	Interesting combination of elements in this image though I found my eye flitting around the picture looking for something to anchor too. I feel that including a clear point of interest (person, animal etc) would have helped in lifting this image.
3	875	A board walk	Nice image with the boardwalk leading you into the frame. There is a nice combination of conflicting lines and shapes in that boardwalk yet still taking you down the pathway. Nicely spotted.
4	487	Along the way	I really like this one. That curving walkway has a lovely shape to it with the beach/sea/sky adding nice bright and clean backdrop. A nice point of interest is that curved roof which acts as a resting place for the eye. I would be tempted to try cropping this top and bottom so that that first lamp post becomes very prominent in the frame. Well spotted scene and well taken. Commended
5	869	Around the lot	Interesting image in monochrome with interesting shadows outlining the roadway in this property. The grittiness of the road itself adds real texture to the foreground.
6	487	Caught in the rain	Very moody image and an interesting place with that bridge capturing the eye going from that deep yellow roadway to the lighter brown. The sky troubles me a little as the real interest is much lower down.
7	683	Dawn fishing	A very blue dawn and a very large expanse. The enormity of the scene is shown by the insignificant size of the city in the background and the pelicans that are doing the fishing from those posts. A well spotted scene that might have benefited from a bit more focus on those Pelicans.
8	601	Exploring the path	A clear image of a hiker off for a stroll in the bush on a hot bright day. You have handled the brightness of the sun very well and your subject is well lit and detailed. A pleasing image. Commended.
9	601	Around here	Another woodland scene and another path going around a bend. The path and scenery may not be quite as nice as some of the earlier images but it is greatly enhanced by the person in the centre. The dappled lighting in the background also adds to this image. You have handled the lighting on the girl against the bright background very well. Commended.
10	601	What's around the bend?	A nice colourful image of a stretch of water in the bush. The cloudy sky adds a nice mood to this scene. I would be tempted to push the contrast a little to see if I could get even more out of that sky. Commended.
11	601	Wonder where the road leads	An interesting bend in the road lined with trees on either side. The monochrome treatment works very well in this scene. The bright sunlight casts nice if a little harsh shadows but has been well handled. Whilst the subject here is clearly the road, a clear point of interest such as an old automobile travelling along it would really lift this image to the next level in my view.

Sequence by title	Member Number	Title of image	Judge's comments
12	869	Entering the maze	An intriguing arrangement of tree stumps and ground indentations that captures the imagination. You have selected a good POV that adds to the intrigue. The tree stumps are an essential anchor in the image. A nice background scene completes the image. Commended.
13	326	Exploring	Definitely Exploring. I do hope that club members can see how having a point of interest such as a person in a scene such as this can greatly enhance it. Here we not only have the person but the leading lines of those steps taking your eye straight up to her and then the framing of the trees keeping you there. A well composed image. Commended.
14	863	Fire break	An interesting scene that has been well spotted and captured. The red digger really stands out against the greens and browns of the trees / land. I particularly like the row of trees on the left. You have obviously spotted the potential in this image but to take it to the next level, ask yourself how you could have taken the image from a different POV. Commended.
15	487	Golden cliff	Beautiful light on this cliff making it golden as in the title. The sea and sky provide interest as does some of those patterns in the sand.
16	770	Guangzhou	Not an area of Guangzhou that I remember being more familiar with the busy city streets and the river. With all the bustle of the city this must make for a pleasant walk despite the buildings that can be seen through the trees. The hanging lamp shows its distinct Asian heritage. If you are handy with Photoshop, I would try removing that messy drain area at the bottom of the image.
17	431	Heading south	Good capture of a road train in the distance travelling across the landscape. Overall this is a very pleasant scene that has been well taken. The bright area at the top of the image is distracting and could be removed by cropping. There is an area of heat haze which detracts from the view plus there is a round artefact (dust spot?) in the centre which should be removed.
18	326	I can see the sea	Good scene, well captured and it looks particularly good in black and white. Commended.
19	361	In the parsley patch	Gosh, he does look like a monster of a cat. A good capture that I am sure will give a lot of pleasurable memories to this cat owner for many years to come. The eyes are nice and sharp and the image is clear.
20	431	In a cloud of dust	A cloud of dust indeed. Shooting towards the sun like this is always difficult as it stretches the capabilities of your equipment. Here it has produced that horrible green blob in the middle of the scene. The idea behind this image was a good one but having the sun so prominent in the scene has created problems for you.
21	863	Island bridge	Nice and unusual point of view. I especially like the fact that you have filled the image top to bottom with the subject matter. This can be a very powerful feature in images particularly if you can find an unusual viewpoint.

Sequence by title	Member Number	Title of image	Judge's comments
22	770	Le Haut Kceigsburg	This spiral staircase certainly takes you around the bend. These sorts of images either work or they don't and its about getting the geometry right to make it interesting. Here the stone centre together with the grain in the wooden steps helps to make the image all the more interesting. Well done.
23	870	Left or right	Or through the gap in the middle. It's very unusual to see a rock of this size split so cleanly and still in an upright position. It begs all sorts of questions how it came to be like that and you can imagine people in ancient times attaching some sort of mythological story to it. Taking this image in softer light maybe at sunrise or in a real storm might give this image more of a wow factor to take it to the next level.
24	870	Lonely	A very different image that holds your imagination because of that. The grainy style works very well with the roadway giving it a very gritty and pleasing appearance however this doesn't work quite so well with the sky area giving it an over processed feel. If you can split the image and process the two halves differently, this may help overall.
25	487	Long, slow climb, Denali National Park	I really like this image. It fully describes the loneliness and also the beauty of the area. It's a shame the roadway on the right has been cropped off as this would have taken the viewer down that road and right into the scene. Cropping some of that sky might help the overall image. Commended.
26	852	Lost child	Lost indeed. This image invokes all sorts of questions about why that child is there all alone that it captures the imagination. This image has been well seen and taken, I just wonder on why the choice of Portrait format ?
27	852	Mildura	A lovely long exposure image, nice light and expertly taken. Well done. Highly commended.
28	431	Murchison River mist	Nice image with the subject filling the frame. It certainly has that eerie feel to it doesn't it? A good well taken image. Commended.
29	431	Murray River campsite	Bush camping at its best. I might even have stayed there certainly one like it. There is some lovely sunlight on this scene giving it a warm golden glow. The deep tracks in the dirt roadway tell a story of many a camper travelling along this road in the wet whilst the camp site over to the right shows us some of the activities going on over there. A good capture. Well Done.
30	866	Murray River sunrise	A common sight on the Murray which has plenty of scenes like this. The river seems to attract that golden light and the slow moving nature of the river lends itself to those tree reflections. The tree roots in the foreground add to the scene.
31	641	Open pit Kal	A very dramatic and well spotted image. The car parked towards the bottom of the frame sets the scale of this image. A bit more work with the B/W conversion may lift this even more. Well done. Highly commended.
32	866	The path to pyramid	The path down to pyramid rock here shown in subdued light. The colours and detail are rich in this fine image and there is a colour in the sky from the sun that has just set. The path leads the eye down into the image and to the rock itself. Brightening up the image or better still, taking the image before the sun actually set may take this to another level.

Sequence by title	Member Number	Title of image	Judge's comments
33	641	Pier Welshpool	I know this one as I was in Welshpool just a few months ago. Most photographers taking shots of this pier would try to show the enormous length of it whereas here, the maker has decided to show us just a small section of it. I think this approach probably works better. The sea is very rough and provides a lot of interesting detail as does that threatening sky. A red cover on a pole down the pier provides an important catch point for the eye. To take this to the next level, I would try playing around with contrast and maybe even trying a B/W version. It might also have been interesting to try a long exposure shot on this scene particularly with that choppy sea.
34	866	Rhyll Inlet	A nice sunset with vivid colours. The sweeping expanse of the bay adds a pleasant calming contrast to the fierceness of the sun. To take this to the next level, I would consider an aggressive cropping (50% of the image?) to the top part of that sky to focus attention on the really interesting sunset in the lower half of the frame. Never be afraid to crop if it leads to a better image.
35	377	Round the bend 1	A good dramatic scene that is well captured. The image is made by having the driver leaning out to watch the train going around the bend – an essential element in my view. This image lends itself to some playing around in Photoshop to see if you can get any more out of it. Play around with contrast, brightness and colour saturation as well as trying a B/W version to see what you can get. A very good capture. Commended.
36	377	Round the bend 2	Well spotted and taken. Lots of interest in that unusual tree shape and the deep colours of the sky and grass add to the scene. You have done very well with this one and the only possible downside that I can see is the fact that you have cropped off the end of your subject on the right but as I don't know what was there, maybe you had no choice. Highly commended.
37	377	Round the bend 3	Another good well taken dramatic scene. The eye immediately goes to that tree on the left of the scene where it rests a moment before going over the edge of the cliff to follow the river upstream. Lots of detail, colour and interest. Well done. Highly commended.
38	377	Round the bend 4	A rich garden scene with good colour and many points of interest. The image has been well spotted and taken.
39	641	Stower motor	A lovely detailed image of this old motor. Well polished copper and brass parts often add interest to these kind of images as demonstrated here but the crowning glory is that red name on the engine block. The maker has captured this well. Highly commended.
40	326	The new Esperance Pier	Nice image of the underside of this pier. The clean hard lines of those support posts contrast nicely with the choppiness of the water. Nice black and white treatment suits this image. The image has been well taken.
41	326	The walking track	A good image of a walking track through typical Australian bush country. The track leads the eye into the image but then there is little to anchor it. This is another image that just needs some object, person or animal in it to provide that resting place. The image has been competently taken with few faults.

Sequence by title	Member Number	Title of image	Judge's comments
42	852	The Yarra	Nice moody image of the Yarra as it wends its way. The mist in the scene provides the mood whilst the river itself sweeps you along and takes you under the bridge and to the other side. Unfortunately, the bush on the top right intrudes into the image and is a little distracting. Sometimes you just can't avoid these things. What is more of a problem is that out of focus twig (?) just below it and I would certainly look at removing that. Overall, this is a very nice image.
43	770	The Temple of Heaven	Chinese architecture is always so interesting especially the old palaces and temples. Here you have caught one of the famous temples of Beijing (I think) but you have taken it from a different POV than the more common images of this building. The light in this image is soft and mellow and really adds to this pleasing image whilst the roof of the red building at the end really captures the eye. You have done well with image.
44	875	Trail in the fork	Good POV taking this boardwalk through the fork in the branches of this old tree. This is a very good example of how you can use a different perspective to change a very ordinary image into an interesting one. The browns and reds in the old wood really contrast with the greens and greys of the rest of the scene. The image is well taken, sharp where it needs to be and you have handled the depth of field very well. Well done.
45	870	Urulu going down	There is a very nice almost surreal feeling to this image, I could see this hanging from a wall in some foyer of a corporate building or airport lounge somewhere. That sky and clouds so typical of the area almost look like they have been painted on. Uluru in the background is soft and possibly a little out of focus but to me and in this image, this has a positive effect. You have done very well with this shot. Highly commended.
46	641	Water pump	The red paint on that housing really makes this image especially against those dull darker colours of the machinery. The red grabs your eye and keeps on taking you round that bend and whilst you might look at other parts of the image, it's not long before your eye is back to the red. Well done on spotting this image. Highly commended.

[DIGITAL IMAGES \(EDI\):](#)

- Images may either be created with a digital camera or created with a conventional camera and scanned into electronic format.
- Images may be enhanced or manipulated using image editing software, but the original image must have been made by the entrant.
- As per VAPS specifications (www.vaps.org.au), maximum horizontal dimension is 1920 pixels and the maximum vertical dimension is 1080 pixels.
- Each image file must be in sRGB JPEG format and a maximum of up to 5 Mb in size (5000kb).

Name your data image with Title of photo and your Club member number, separated by an underscore, followed by the topic and month when the judge will present the images to the members at the monthly meeting eg: **Sunset on Woolamai Beach_126_Open_Feb2022.**

Maximum of four entries in total either in PRINTS, EDPI or a combination of the two.

NOVICE CATEGORY REINSTATED:

To encourage new members to participate in the monthly evaluation, it has been decided to re-instate a NOVICE section. This will be in the EDPI (Electronic Digital Projected Image (I think I've got that right.)) format. We would like to emphasise that this is not a competition but a learning opportunity. If you need assistance to get started please speak to one of the Committee Members, who are only too happy to help. Maximum of four entries.

Label your entries NOV_(Title)_(PICC Number)_Topic_Month2020

EDPIs can be forwarded to parnellg@yahoo.com

ARE WE HAVING PRINTS?

Our plan is to have Prints again for the Evaluation Topic (COVID permitting). A total of four images only can be entered into the evaluation. Four prints or four EDPIs or a combination prints/EDPIs totalling four.

When entering prints we ask that an EDPI of the Print be entered also as our plan is to have the Prints displayed but to show them in the slide-show so that everyone can see the detail on screen. It is important that Print EDPIs be labelled with PRINT e.g. **PRINT_Title of image_Membership No_Open 202_Feb2022**

Please bring the actual PRINT along to the Newhaven Yacht Club for it to be displayed for the judge's final perusal and for members to view.

PRINTS

- Prints may be ANY size, up to a maximum of 40cm x 50cm (16in x 20in) when mounted.
- ALL prints MUST be mounted.
- Panoramic print formats are acceptable, but must fit on a 40cm x 50cm (16in x 20in) board.
- Prints mounted to a total thickness greater than 5mm will not be accepted.
- Please also include a digital image of the photo you send in labelled as for the EDPI, but starting with **PRINT: e.g. PRINT_Sunset on Woolamai Beach_126_Open_July2018**

NEWSLETTER ITEMS If you wish to contribute to the monthly newsletter please send items to Lorraine Tran at tranlorraine@gmail.com

Thanks to everyone who contributed so promptly. Please help make this newsletter informative for everyone.