

PHILLIP ISLAND CAMERA CLUB INC: JULY 2022



Meetings: 1st Monday of the month 1.30 - 4pm (Easter & Cup weekend exceptions)

Website: <http://www.phillipislandcameraclub.com.au>

Facebook Page: <https://www.facebook.com/groups/382689165127848>

YouTube: <https://youtube.com/channel/UCCPK8oUGGI0C2xRY2OhFOyg>

Enquiries: Jenny – phillipislandcameraclub@gmail.com

CALENDAR DATES FOR YOUR DIARY

The following is a list of the proposed dates for Camera Club functions so that you can pencil them into your diary. Please check your emails for changes due to COVID-19 restrictions.

| Date | Function | Date | Function |
|-----------------------------------|---|--|--|
| Monday 18 th July | Excursion to Coal Creek, Korumburra. Meet at Newhaven Yacht Club car parking area at 9:00am to car pool, or at Coal Creek at 10am. | Monday 1st August | PICC Meeting at Newhaven Yacht Squadron Clubrooms (afternoon tea – BYO cup and gold coin donation). Lunch at the Nui Dat Café at the Vietnam Vets Museum, Newhaven from 12:00 noon. |
| Thursday 28 th July | Social Lunch at Cowes RSL, midday. RSVP to Lynne Cook. | Sunday September 4 th | 'Open' images for evaluation by judge and monthly challenge 'Reflections' due to Gary |
| Saturday 30 th July | Rescheduled: Light painting photography workshop at Smith's Beach at 4:30pm with Liam Sierakowski | Monday 5 th September | PICC Meeting at Newhaven Yacht Squadron Clubrooms (afternoon tea – BYO cup and gold coin donation). Lunch at the Nui Dat Café at the Vietnam Vets Museum, Newhaven from 12:00 noon. |
| Sunday 31 st July | 'Negative space' images for evaluation by judge and monthly challenge 'Photojournalism' due to Gary. | | |

2022 SYLLABUS

The 2022 syllabus for the remainder of the year is shown below. Descriptions for each topic have been emailed to members and are also available on the PICC website.

| Month | Submission date (to Gary) and topic for judge's evaluation | Date of meeting and evaluation presentation of images by judge | Monthly Challenge (submitted the day before the scheduled meeting) |
|-----------|--|--|--|
| August | July 31 st - Negative space | 1 st Open | Photojournalism |
| September | 4 th - Open | 5 th Negative space | Reflections |
| October | 2 nd - Abstract | 3 rd Open | Monochrome/sepia |
| November | 6 th - Portfolio | 7 th Abstract | Contrasting colours |
| December | | Portfolio | Shallow depth of field |

REMINDER

A reminder that Phillip Island Camera Club Annual Membership Payment (2022 – 2023) is now overdue. Please use your member number and surname as payment reference. Banking details are BSB: 63000, account number is 162977730. Thank you to members who have already paid.

TOPIC FOR JUDGING – NEGATIVE SPACE

Due to Gary on 31 July

Negative space in photography, design, sculpture, or any other creative pursuit is equally as important as is positive space in overall composition. It's all about finding the right balance.

Simply put, positive space is the actual subject while negative space (also called white space) is the area surrounding the subject.

The latter acts as breathing room for your eyes. Too little negative space results in cluttered and busy photographs with every element in the photo screaming for the viewer's attention.

References

https://www.google.com/search?q=negative+space+photography+definition&rlz=1C5CHFA_enAU825AU825&sxsrf=AOaemvIDVHwLn6h3GbNVovlt3CZvdF2PsA:1635834089017&source=lnms&tbn=isch&sa=X&ved=2ahUKEwizKXuhPnzAhVc6XMBHSNID1cQ_AUoAXoECAEQAw&biw=1298&bih=956&dpr=1.8

<https://www.photographymad.com/pages/view/understanding-and-using-negative-space-in-photography>

<https://expertphotography.com/negative-space-photography/>

<https://digital-photography-school.com/negative-space-in-photography/>

MONTHLY CHALLENGE FOR AUGUST MEETING – PHOTOJOURNALISM

Due to Gary on 31 July

Photojournalism is [journalism](#) that uses images to tell a news story. It usually only refers to still images, but can also refer to video used in [broadcast journalism](#). Photojournalism is distinguished from other close branches of [photography](#) (such as [documentary photography](#), [social documentary photography](#), [street photography](#) and [celebrity photography](#)) by having a rigid ethical framework which demands an honest but impartial approach that tells a story in strictly journalistic terms. Photojournalists contribute to the [news media](#), and help communities connect with one other. They must be well-informed and knowledgeable, and are able to deliver news in a creative manner that is both informative and entertaining.

References

https://www.google.com/search?q=photojournalism+photography&rlz=1C5CHFA_enAU825AU825&sxsrf=AOaemvKrItyZ_I9RutzwlHis80BeaChV1Q:1635833474545&source=lnms&tbn=isch&sa=X&sqi=2&ved=2ahUKEwj3qaXJgvnzAhUeEbkGHQYOCYYQ_AUoAXoECAEQAw&biw=1298&bih=956&dpr=1.8

<https://www.adobe.com/au/creativecloud/photography/discover/photojournalism.html>

<https://streetbounty.com/what-is-photojournalism/>

<https://contrastly.com/photojournalism-101/>

To view the complete list of definitions for this year's topics go to:

<http://www.phillipislandcameraclub.com.au/wp-content/uploads/2022/02/PICC-2022-Syllabus-Defintions2-.pdf>

THANK YOU

Thank you to our Vice President, Rob McKay for conducting the July meeting while Jenny had another commitment.

WELCOME


Welcome to new PICC members Phillip Johnstone and Ronda Rodda. We hope you enjoy being a member of the club and that you find the monthly meetings, workshops and excursions useful. Phillip found us through the Phillip Island VIBE. Ronda was a guest at the macro workshop earlier in the year and has since decided to become a member.

JULY MONTHLY CHALLENGE – PORTRAIT PHOTOGRAPHY

Thanks to all who submitted Portrait Photography images. A small selection of the images is below. Go to

https://www.youtube.com/watch?v=w-Ou_1lwHTA&t=5s to see the slideshow of images on YouTube. Thanks to Gary for compiling the slideshow.





VAPS CONVENTION RESULTS

Well done to all who were selected for representation of their EDPIs and Prints at the 2022 VAPS Convention. The Interclub results for EDPIs and Prints are shown below.

Interclub results EDPI

| Number | Title of image | Photographer | Marks awarded |
|--------|---------------------|-------------------|---------------|
| 1 | After the rain | Rhonda Buitenhaus | 10 |
| 2 | Churchill Rd | Brenda Berry | 10 |
| 3 | Dried Flowers | Rhonda Buitenhaus | 12 |
| 4 | Golden Glow | Judith Meier | 9 |
| 5 | Good catch | Brenda Berry | 10 |
| 6 | Incoming | Susan McLauchlan | 9 |
| 7 | Marina Dawn | Will Hurst | 9 |
| 8 | Mist over the Bight | Lynne Cook | 9 |
| 9 | Nullabour Sunrise | Robert McKay | 9 |
| 10 | On the prowl | Graeme Lawry | 11 |
| 11 | One good tern | Graeme Lawry | 10 |
| 12 | Red Eyed Flesh Fly | Will Hurst | 11 |
| 13 | Sky high | Joanne Linton | 9 |
| 14 | Wyndham Sunset | Robert McKay | 9 |
| 15 | Maverick | Jan Jones | 9 |

PICC's aggregate score (the highest 10 scores of the 15 entered) was 101. Three clubs received the highest aggregate score of 126 including: Pakenham Camera Club, Cario Bay Camera Club and Essendon Camera Club.

Interclub results Prints

| Number | Title of image | Photographer | Marks awarded |
|--------|----------------------------|-------------------|---------------|
| 1 | A surprise in the scrub | Kathryn Shadbolt | 10 |
| 2 | Antique Cornet | Rhonda Buitenhaus | 11 |
| 3 | Brush Wattlebird | Kenneth Anderson | 12 |
| 4 | Devil Gum | Robert McKay | 10 |
| 5 | Eye to eye | Lynne Cook | 10 |
| 6 | Good Shepherd Church | Jan Jones | 9 |
| 7 | Green Bottle Fly | Will Hurst | 13 |
| 8 | Hattah Lakes | Brenda Berry | 10 |
| 9 | Leucospermum Calypso Red | Kenneth Anderson | 11 |
| 10 | Little Australian Falcon 2 | Kathryn Shadbolt | 13 |
| 11 | Morning on the Murchison | Rhonda Buitenhaus | 12 |
| 12 | Mt Isa Rodeo | Frank Zulian | 10 |
| 13 | Red Poppy | Colleen Johnstone | 13 |
| 14 | Sea of colours | Will Hurst | 9 |
| 15 | Silver princess | Jenny Sierakowski | 10 |

PICC received an aggregate score of 115. The club that gained the highest aggregate of 132 was Southern Suburbs Photographic Society. Two other clubs gained the same aggregate as PICC – East Gippsland Photographic Society and Williamstown Camera Club.

UPCOMING EXCURSIONS

There will be an excursion to **Coal Creek Historical Museum, Korumburra** on Monday 18 July. Please meet at the Newhaven Yacht Club Car Park at 9:00am for car pooling. Otherwise meet at Coal Creek at 10am on the day.

A **Social Lunch at the Cowes RSL** will be held at midday on Thursday 28th July. Partners are welcome to attend. Please RSVP to Lynne Cook chinook@waterfront.net.au by Friday 22 July if you plan to attend.

Unfortunately, due to strong winds, the Light painting photography workshop on June 25th with Liam Sierakowski was cancelled. Apologies to all who planned to attend. The Light painting photography workshop **has been rescheduled** and will now be held at Smiths Beach on Saturday 30th July from 4:30pm – 6:30pm. Please meet at the top of the ramp. Please bring the following to the Light painting photography workshop if you're attending: camera, tripod, torch (or headlamp), good walking shoes or gumboots and warm clothing. Volunteers prepared to do twirling need to wear gum boots, old clothes and a woollen hat (some sparks can spot clothes).

Please pre-register with Jenny jennysiera@gmail.com just in case the workshop needs to be cancelled due to poor weather conditions.

EMERGENCY CONTACT DETAILS

In case of an emergency situation arising during meetings, workshops or excursions, if you haven't already done so, please fill in the Emergency Contact Details form, sent previously and available at meetings. Thanks to those members who have already completed the required details. The completed form should be sent to Brenda who will keep the forms in a safe and secure place. It will only be accessed if the need arises. Brenda's email is brendave79@gmail.com.

EVALUATION OF 'MOBILE PHONE PHOTOGRAPHY' IMAGES

Tony Jones was the evaluator for the June/July Mobile Phone Photography topic.

Well done to all who submitted images for judging. There were 7 Highly Commended and 18 Commended Awards.

| AWARD | TITLE | PHOTOGRAPHER |
|------------------|--------------------------------|---------------------|
| Highly Commended | Banged up | James Millward |
| Highly Commended | Fungi | James Millward |
| Highly Commended | Lavender | Ken Anderson |
| Highly Commended | Opera Sunset | Ken Anderson |
| Highly Commended | Red Flowering Gum | Alan Lacey |
| Highly Commended | Spotted Gum | Jenny Sierakowski |
| Highly Commended | Weathered on the beach | Lorraine Tran |
| Commended | A painterly double bass player | Lynne Cook |
| Commended | After the storm | Brenda Berry |
| Commended | Beach girl | Brenda Berry |
| Commended | Behind the shot | Ken Anderson |
| Commended | Billy Button | Brenda Berry |
| Commended | Bower Vine | Alan Lacey |
| Commended | Bush Stone Curlews | Jenny Skewes |
| Commended | Flinders Rangers | Jan Jones |
| Commended | Great rocks | Jenny Sierakowski |
| Commended | Hammersley beauty | Jan Jones |
| Commended | Newhaven morning | Rhonda Buitenhaus |
| Commended | Old Casteltown Jetty | Jan Jones |
| Commended | Resting | David Cook |
| Commended | Rugged coast | Jan Jones |
| Commended | The Long Jetty | Rhonda Buitenhaus |
| Commended | The Lume | Rhonda Buitenhaus |
| Commended | Under pier | David Cook |
| Commended | Wild Lilac | Alan Lacey |

A selection of the Highly Commended and Commended images is shown below. Note that some of the images are slightly cropped. Viewing of the images is recommended on the YouTube slideshow at

https://www.youtube.com/watch?v=O_5LAtrRitU&t=67s



Opera sunset: Ken Anderson
Highly commended



Weathered on the beach: Lorraine Tran
Highly commended



Red Flowering Gum: Alan Lacey
Highly commended



Lavender: Ken Anderson
Highly commended




Fungi: James Millward
Highly commended



Banged up: James Millward
Highly commended




Spotted gum: Jenny Sierakowski
Highly commended



A painterly double bass player: Lynne Cook
Commended



Bush Stone Curlews: Jenny Skewes
Commended



Hammersley Beauty: Jan Jones
Commended



After the storm: Brenda Berry
Commended



Newhaven morning: Rhonda Buitenhaus
Commended



**The Lume: Rhonda Buitenhaus
Commended**



**Resting: Dave Cook
Commended**

WHAT YOU NEED TO KNOW ABOUT SUBMITTING IMAGES FOR EVALUATION

DIGITAL IMAGES (EDI):

- Images may either be created with a digital camera or created with a conventional camera and scanned into electronic format.
- Images may be enhanced or manipulated using image editing software, but the original image must have been made by the entrant.
- As per VAPS specifications (www.vaps.org.au), maximum horizontal dimension is 1920 pixels and the maximum vertical dimension is 1080 pixels.
- Each image file must be in sRGB JPEG format and a maximum of up to 5 Mb in size (5000kb).

Name your data image with Title of photo and your Club member number, separated by an underscore, followed by the topic and month when the judge will present the images to the members at the monthly meeting eg: **Sunset on Woolamai Beach_126_Open_Feb2022**.

Maximum of four entries in total either in PRINTS, EDPI or a combination of the two.

NOVICE CATEGORY REINSTATED:

To encourage new members to participate in the monthly evaluation, it has been decided to re-instate a NOVICE section. This will be in the EDPI (Electronic Digital Projected Image (I think I've got that right.)) format. We would like to emphasise that this is not a competition but a learning opportunity. If you need assistance to get started please speak to one of the Committee Members, who are only too happy to help. Maximum of four entries.

Label your entries NOV_(Title)_(PICC Number)_Topic_Month2020

EDPIs can be forwarded to parnellg@yahoo.com

ARE WE HAVING PRINTS?

We have introduced Prints again for the Evaluation Topic in 2022. A total of four images only can be entered into the evaluation. Four prints or four EDPIs or a combination prints/EDPIs totalling four.

When entering prints, we ask that an EDPI of the Print be entered also as our plan is to have the Prints displayed but to show them in the slide-show so that everyone can see the detail on screen. It is important that Print EDPIs be labelled with PRINT e.g. **PRINT_Title of image_Membership No_Open 202_Feb2022**

Please bring the actual PRINT along to the Newhaven Yacht Club on the day of the meeting for it to be displayed for the judge's final perusal and for members to view.

PRINTS

- Prints may be ANY size, up to a maximum of 40cm x 50cm (16in x 20in) when mounted.
- ALL prints MUST be mounted.
- Panoramic print formats are acceptable, but must fit on a 40cm x 50cm (16in x 20in) board.
- Prints mounted to a total thickness greater than 5mm will not be accepted.
- Please also include a digital image of the photo you send in labelled as for the EDPI, but starting with **PRINT: e.g. PRINT_Sunset on Woolamai Beach_126_Open_July2018**

NEWSLETTER ITEMS If you wish to contribute to the monthly newsletter please send items to Lorraine Tran at tranlorraine@gmail.com

Please help make this newsletter informative for everyone.

The judge's comments for Mobile Phone Photography are below.

**Phillip Island Monthly Club Competition – Judge Feedback for Mobile Phone
Photography judged by Tony Long SSVAPS**

HC (Highly Commended) - C (Commended)

| Sequence by Title | Member No | Title | Judge Rating | EDPI |
|----------------------|--------------|---|-----------------|---|
| 1 | 326 | A Painterly Double Bass Player | C | Playing with one of the many apps {or PS} on your phone. Good image not too overdone. |
| 2 | 641 | After The Storm | C | Nice light on the water and sand – branch is a bit too dark, lacking detail. |
| 3 | 884 | Banged Up | HC | Well composed with converging lines leading your eye through the image. Great light and impact. |
| 4 | 641 | Beach Girl | C | Lovely image in warmer times. Would like the subject to be on the thirds r/h side. |
| 5 | 866 | Behind the Shot | C | Interesting concept: well thought out. Great colour and liked the f/g. |
| 6 | 399 | Beware | | Great colour. This year has been good for fungi. Would change camera to a lower angle so as we don't have a red disc on a green background. |
| 7 | 641 | Billy Button | C | Good colour, b/g is well done. Would like to have a third bloom – odd numbers are usually better. |
| 8 | 871 | Bower Vine | C | Great colour and very sharp. Composition is a bit messy. |
| 9 | 399 | Bush Stone Curlews | C | Good composition and well placed in the image. Almost a mono image. They are well camouflaged – The girls!! |
| 10 | 447 | Chinese Lantern | | Flower nice and sharp with good colour. b/g a bit messy – hard to handle without f stops. |
| 11 | 399 | Clouds in the Dam | | Great clouds and great reflections. Like the bit of f/g as it gives the image depth. |
| 12 | 431 | Contemplation | | Good composition well posed – difficult lighting so well done. Would like to see all of the painting in the background. |
| 13 | 787 | Flinders Ranges | C | Your phone has handled the difficult light very well. Liked the composition with the sun flare. |
| 14 | 884 | Fungi | HC | Nice great detail and colour, very sharp. Nothing intrusive in the b/g to distract your eye. |
| 15 | 770 | Great rocks | C | Great colours and texture in the wet rocks. Your eye does wander a bit – needs a centre of interest – seaweed or a crab or shells. |

| | | | | |
|----|-----|---------------------------|----|--|
| 16 | 787 | Hammersley beauty | C | Great colour – like the positioning of the tree to lead you into the image, it also fills in the blank sky. |
| 17 | 770 | Hosier Lane | | Didn't notice the girl on the ledge at first look, the red figure dominates. Very colourful. Well seen or set up? If it was a setup I would have shifted the bags on the sidewalk and the white in front of the photographer or shift around to try and exclude the items. |
| 18 | 399 | Incoming tide | | Nice image, water handled well. Once again we have f/g m/g and distance giving the image depth, making it more three dimensional. |
| 19 | 879 | King Henry's Feed Me Face | | Good detail in the fur. Lighting good, Great expression on the King – did it work? |
| 20 | 866 | Lavender | HC | Great colour, b/g well done – water drops make the image. |
| 21 | 326 | Maldon Fire Tower | | Interesting structure. Nice sky. Cropped a bit tight on the r/h side. |
| 22 | 866 | Melbourne and Yarra | | Nice light on the building balanced by the darker structures on the bottom left, nice reflections – sky is a bit blank would crop a bit of that off. |
| 23 | 653 | Morning walk | | Nice city scape, light but a lot of empty space with nothing going on. |
| 24 | 871 | Mt Morgan Wattle | | Great colour, composition a bit messy – would move in a bit closer if possible. |
| 25 | 447 | Newhaven Marina | | Good light, but a bit messy your eye keeps going to the yellow bin on the jetty. |
| 26 | 431 | Newhaven Morning | C | Great light, great colour, very peaceful. The boat is a bit central so raise phone and shift a little to the left. |
| 27 | 325 | Night Light | | Nice clouds, well lit, nothing extraneous in the frame. It is hard to get good composition with light houses – no matter what you do they tend to cut your image in half. |
| 28 | 870 | Night Time Prowler | | Well-lit and composition is good. Not sure about the b/g it almost looks like it has been over sharpened – not sure what is going on there. |
| 29 | 326 | Nobbies | | Lighting is good, subject is placed well in the frame – would cut some of the f/g. |
| 30 | 884 | Old Ford | | Nice image of the car – wasn't sure about the head light on but they do draw your eye into the subject. Background is a bit messy. |

| Sequence by Title | Member No | Title | Judge Rating | EDPI |
|-------------------|-----------|----------------------|--------------|--|
| 31 | 787 | Old Castletown Jetty | C | Like the diagonal lines – always good in your composition, well lit. Would crop a bit top and bottom. |
| 32 | 884 | On the Foreshore | | Once again a diagonal composition, lighting good. Would move in a bit closer and get rid of the yellow sign – maybe a lower camera angle. |
| 33 | 866 | Opera Sunset | HC | Great image taken at just the right time – lighting great. Maybe crop a bit of the f/g? |
| 34 | 870 | Petals | | Well seen but would concentrate on the top group of flowers. Wasn't sure what was going on around the edges whether it was intentional or not – if it was I would make it a bit boulder. |
| 35 | 325 | Pier | | Very soft light and colours – very peaceful image. Would take a couple of steps forward as the f/g is a bit heavy also the horizon has a bit of a slope. |
| 36 | 326 | Pretty in Mauve | | Good colour and light. Would change camera angle to put the flower's petals on the same plane so as you are able to get them all in focus. |
| 37 | 871 | Red Flowering Gum | HC | Great light, great colour. Very sharp throughout. |
| 38 | 870 | Reflections | | Great reflections in the car window but not strong enough in the image – wasn't sure about the post but on second thoughts I think it needs to be there. But well seen. |
| 39 | 325 | Resting | C | Well caught. The majority of the image is sharp as it is all on the same plane – focus falls off at the wing tips. I think you are probably pushing the lens to its limit. |
| 40 | 787 | Rugged Coast | C | Nicely composed, light good. Maybe move down to the next clump of vegetation so as to put more emphasis on the rugged rocks. |
| 41 | 447 | Seagulls | | You have seen a possible image with the sea gulls all in a row but the camera angle is not right – but if you move so will the gulls. b/g is a bit of a distraction. |
| 42 | 770 | Spotted Gum | HC | Great colours, good tight shot. Well done. |
| 43 | 870 | Squared Off | | Good texture and great in B/W. Probably move in a bit closer to the wood. |
| 44 | 770 | Sunrise | | This is pushing the capability of your phone to the limit – would be difficult with a camera. Would crop a bit off the bottom. |

| | | | | |
|-----------|-----|---------------------|--|--|
| 45 | 653 | Temple Storm | | Asian buildings are great to photograph because they are unique to Asia. Nice image but would like to raise camera a bit to include more of the approaching storm. |
|-----------|-----|---------------------|--|--|

| | | | | |
|-----------|-----|-------------------------------|----|---|
| 46 | 431 | The Long Jetty | C | Nice diagonal composition again – water has been done well. |
| 47 | 431 | The Lume | C | Great colours and patterns and lines in this – well do. I am sure you got lots of shots, or I hope you did. |
| 48 | 325 | Under Pier | C | Leading lines taking your eye into the image – depth of field good. I have a friend who will not walk on a jetty so all her images of them are like this one. |
| 49 | 653 | Weathered on the beach | HC | Well seen – great image. Has a three dimensional feel – good texture. Well done. |
| 50 | 871 | Wild Lilac | C | Nice soft colours and well framed – good focus. |