

PHILLIP ISLAND CAMERA CLUB INC: SEPTEMBER 2022



Meetings: 1st Monday of the month 1.30 - 4pm (**Easter & Cup weekend exceptions**)

Website: <http://www.phillipislandcameraclub.com.au>

Facebook Page: <https://www.facebook.com/groups/382689165127848>

YouTube: <https://youtube.com/channel/UCCPK8oUGGI0C2xRY2OhFOyg>

Enquiries: Jenny – phillipislandcameraclub@gmail.com

CALENDAR DATES FOR YOUR DIARY

The following is a list of the proposed dates for Camera Club functions so that you can pencil them into your diary. Please check your emails for changes due to COVID-19 restrictions.

Date	Function	Date	Function
Saturday 17 th September	World Vision Flower Show Photography Competition and Exhibition from 10am – 4pm. (Entries on 16 th September from 2 – 5 pm.) St Phillip's Church, Cowes.	Friday 7 th October – Sunday 30 October	18 th Pakenham National Photographic Exhibition 2022, Cardinia Cultural Centre, Lakeside Boulevard, Pakenham.
Friday 30 th September	Excursion to Heronswood/The Diggers Club, Dromana, Portsea Pub for lunch, Point Nepean National Park and Shelly Beach near Portsea (if sufficient time).	Sunday 6 th November	'Portfolio' images for evaluation by judge and monthly challenge 'Contrasting colours' due to Gary.
Sunday 2 nd October	'Abstract' images for evaluation by judge and monthly challenge 'Monochrome/Sepia' due to Gary	Monday 7 th November	PICC General Meeting at Newhaven Yacht Squadron Clubrooms (afternoon tea – BYO cup and gold coin donation).
Monday 3 rd October	Annual General Meeting PICC General Meeting at Newhaven Yacht Squadron Clubrooms (afternoon tea – BYO cup and gold coin donation). Lunch at the Nui Dat Café at the Vietnam Vets Museum, Newhaven from 12:00 noon. RSVP Lorraine on 041 933 1630.	Monday 21 st – Thursday 24 th November	4 day-3 night stay at Warburton Holiday Park, 30 Woods Point Road, Warburton, phone 03 5966 2277 for bookings.
Saturday 8 th October	Excursion to Tarwin Lower Cemetery for orchid photography (details in this newsletter).		

2022 SYLLABUS

The 2022 syllabus for the remainder of the year is shown below. Descriptions for each topic have been emailed to members and are also available on the PICC website.

Month	Submission date (to Gary) and topic for judge's evaluation	Date of meeting and evaluation presentation of images by judge	Monthly Challenge (submitted the day before the scheduled meeting)
October	2 nd - Abstract	3 rd Open	Monochrome/sepia
November	6 th - Portfolio	7 th Abstract	Contrasting colours
December		Portfolio	Shallow depth of field

PHOTO SUBMISSION CHANGES

The number of submissions for the evaluation has been revised to three per month. A maximum of three images in total can be submitted in the two categories (EDI and print).

If an image does not receive Highly Commended, it can be submitted into only one more club evaluation. This allows the maker to adjust the image following the judge's recommendations.

TOPIC FOR JUDGING – ABSTRACT

Due to Gary on 2nd October

Abstract photography, sometimes called non-objective, experimental or conceptual photography, is a means of depicting a visual image that does not have an immediate association with the object world and that has been created through the use of photographic equipment, processes or materials. An [abstract](#) photograph may isolate a fragment of a natural scene in order to remove its inherent [context](#) from the viewer. It may be purposely staged to create a seemingly unreal appearance from real objects, or it may involve the use of colour, light, shadow, texture, shape and/or form to convey a feeling, sensation or impression. The image may be produced using traditional photographic equipment like a camera, darkroom or computer, or it may be created without using a camera by directly manipulating film, paper or other photographic media, including digital presentations.

References

https://www.google.com/search?q=Abstract+photography&rlz=1C5CHFA_enAU825AU825&sxsrf=AOaemvL8NhpLEJch4QANhMNBLRtd9BIBVQ:1635834922470&source=lnms&tbm=isch&sa=X&ved=2ahUKEwibx9v7h_nzAhUzhuYKHW9tCzgQ_AUoAXoECAEQAw&biw=1298&bih=956&dpr=1.8

<https://www.iphotography.com/blog/what-is-abstract-photography/>

<https://www.adorama.com/alc/abstract-photography-for-beginners-9-tips-for-capturing-stunning-abstract-images/>

<https://www.thephotographus.com/abstract-photography-ideas/>

<https://photographylife.com/abstract-photography-tips-and-ideas>

MONTHLY CHALLENGE FOR OCTOBER MEETING – Monochrome/Sepia

Due to Gary on 2nd October

Monochrome photography is photography where each position on an image can record and show a different amount of light, but not a different hue. It includes all forms of black-and-white photography, which produce images containing shades of neutral grey ranging from black to white.

References

[https://www.google.com/search?q=monochrome+photography&tbm=isch&ved=2ahUKEwis_auwh_nzAhWFNLCAHY2cDu8Q2-](https://www.google.com/search?q=monochrome+photography&tbm=isch&ved=2ahUKEwis_auwh_nzAhWFNLCAHY2cDu8Q2-cCegQIABAA&oq=monochrome+photography&gs_lcp=CgNpbWcQAziHCCMQ7wMQJzIFCAAQgAQyBQgAEIAEMgUIABCABDIFCAAQgAQyBQgAEIAEMgUIABCABDIFCAAQgAQyBQgAEIAEMgUIABCABFDqC1iGHmDSLGGgAcAB4AIABqQOIAdUYkgEJMC4xLjguMi4xmAEAoAEBqgELZ3dzLXdpei1pbWfAAQE&sclient=img&ei=jNuAYayHGIXp3LUPjbm6-A4&bih=956&biw=1298&rlz=1C5CHFA_enAU825AU825)

[cCegQIABAA&oq=monochrome+photography&gs_lcp=CgNpbWcQAziHCCMQ7wMQJzIFCAAQgAQyBQgAEIAEMgUIABCABDIFCAAQgAQyBQgAEIAEMgUIABCABDIFCAAQgAQyBQgAEIAEMgUIABCABFDqC1iGHmDSLGGgAcAB4AIABqQOIAdUYkgEJMC4xLjguMi4xmAEAoAEBqgELZ3dzLXdpei1pbWfAAQE&sclient=img&ei=jNuAYayHGIXp3LUPjbm6-A4&bih=956&biw=1298&rlz=1C5CHFA_enAU825AU825](https://www.google.com/search?q=monochrome+photography&gs_lcp=CgNpbWcQAziHCCMQ7wMQJzIFCAAQgAQyBQgAEIAEMgUIABCABDIFCAAQgAQyBQgAEIAEMgUIABCABDIFCAAQgAQyBQgAEIAEMgUIABCABFDqC1iGHmDSLGGgAcAB4AIABqQOIAdUYkgEJMC4xLjguMi4xmAEAoAEBqgELZ3dzLXdpei1pbWfAAQE&sclient=img&ei=jNuAYayHGIXp3LUPjbm6-A4&bih=956&biw=1298&rlz=1C5CHFA_enAU825AU825)

<https://shotkit.com/monochrome-photography/>

<https://iceland-photo-tours.com/articles/photography-techniques/15-tips-for-monochrome-photography>

<https://digital-photography-school.com/use-monochrome-color-photography/>


To view the complete list of definitions for this year's topics go to:

<http://www.phillipislandcameraclub.com.au/wp-content/uploads/2022/02/PICC-2022-Syllabus-Defintions2-.pdf>

AUGUST MONTHLY CHALLENGE - REFLECTIONS

Thanks to all who submitted Reflection images. A small selection of the images is below. Go to <https://www.youtube.com/watch?v=BK6mmRqN4v0> to see the slideshow of images on YouTube.

Thanks to Gary for compiling the slideshow.



EXCURSIONS

The excursion to Coal Creek Historical Museum, Korumburra was rescheduled to Friday 26th August. Five members attended and thankfully the rain stayed away. After lunch at Korumburra, participants visited the Korumburra Botanic Gardens to see some magnificent trees and the fast-flowing Paradise Creek. Images of the excursion can be viewed on the Phillip Island Camera Club Inc. Facebook page.

UPCOMING EXCURSIONS

Mornington Peninsula

There will be an excursion on Friday 30 September to the Mornington Peninsula: Heronswood – The Diggers Club at Dromana, Portsea Pub (for lunch), Point Nepean National Park and Shelly Beach.

Proposed schedule is as follows:

9:00am meet at Newhaven Yacht Club car park for car pooling/convoy
10:30am Heronswood/Diggers Club, 105 Latrobe Parade, Dromana, Vic 3936 (\$10 entry)
12:30pm Portsea Hotel, 3746 Point Nepean Road, Portsea for lunch
1:30pm Point Nepean – park at Old Quarantine Station and catch 1:30 bus to Fort Nepean. (Bus is \$8 concession for round trip, one way tickets are not available)
2:45pm Depart Fort Nepean on bus to return to Old Quarantine Station
3:00pm Depart Old Quarantine Station to Shelly Beach, parking area is off Hemston Avenue, off Point Nepean Road
3:30pm (approx.) Return to Phillip Island.

Orchid Photography

A photography excursion to a cemetery may sound a little unusual, but hopefully we'll be pleasantly surprised by the native orchids that have their home at the Tarwin Lower Cemetery, Inverloch-Venus Bay Road. Note that the entrance to the cemetery is not obvious.

Proposed schedule is as follows:

10:00am meet at the Newhaven Yacht Club car park for car pooling/convoy
10:45am meet at Inverloch Mitre 10 car park for car pooling/convoy
11:00 (approx.) Tarwin Lower Cemetery

Warburton Holiday Park 4 day/3 night stay

Monday 21st - Thursday 24th November, 2022.

Warburton Holiday Park, 30 Woods Point Road, Warburton, 3799, phone 03 5966 2277.

Reservations have been made under Phillip Island Camera Club name for the following:

Four x 2 bedroom cabins @ \$185/per night for four people. (This works out at \$138.75 per person for three nights with four people sharing a cabin. They also offer 10% discount for pensioners.)

Three powered sites @\$63 per night allowing for two adults. (This is \$183 for the three nights. They also offer a 10% discount for pensioners.)

Partners are welcome. The park is dog friendly.

Please confirm your reservation with Warburton Holiday Park by 9th September, otherwise, please check for availability with the Warburton Holiday Park if you wish to attend.

There are a number of photo opportunities in the surrounding area, including the well-known redwood forest and aqueduct. Further details will be provided closer to the time.

Mansfield trip in 2023

A trip to stay at Mansfield is planned from 10th – 13 October 2023 – partners are welcome.

EXHIBITIONS

WORLD VISION FLOWER AND PHOTOGRAPHY SHOW

The Phillip Island World Vision Club (PIWVC) has rescheduled this year's Flower and Photography Show and Spring Festival to take place on Saturday 17th September from 10am to 3pm, with entries accepted on Friday afternoon (16th) between 2 - 5 pm. There is a change this year in that the subject matter is OPEN, i.e. not restricted to things that grow. Entry forms have been mailed to PICC members and distributed at the August meeting. The entry form lists the cost of entry (\$2) and commission on sales.

With the war in Ukraine, World Vision is doing its best to support women and children who have crossed the border from Ukraine to safety, often with little more than the clothes they are wearing, so it is hoped that the Camera Club members will once more give PIWVC their enthusiastic support as they have done in previous years.

PAKENHAM NATIONAL PHOTOGRAPHIC EXHIBITION 2022

The 18th Pakenham National Photographic Exhibition 2022 will be held at the Cardinia Cultural Centre, Lakeside Boulevard, Pakenham from Friday 7th October to Sunday 30th October 2022. There are 12 sections including Projected images: Open, People/Portraiture, Landscape/Seascape, Creative/Experimental, Architecture, Open Premiere; and Prints: Open Colour, Monochrome, People/Portraiture, Landscape/Seascape, Animals and Wildlife, and Rural Australia. A number of Awards will be available to entrants.

CARINYA NURSING HOME EXHIBITION

Framed images currently exhibited at Carinya will be picked up and returned to exhibitors. If you are interested in exhibiting again or wish to exhibit for the first time, Carinya is happy to take up to 24 A3 framed photos to replace the existing ones.

SYLLABUS FOR 2023

Suggestions for evaluation and monthly challenge topics should be sent to Jenny by 30 September. Jenny's email address is jennysiera@gmail.com.

EMERGENCY CONTACT DETAILS

In case of an emergency situation arising during meetings, workshops or excursions, if you haven't already done so, please fill in the Emergency Contact Details form, sent previously and available at meetings. Thanks to those members who have already completed the required details. The completed form should be sent to Brenda who will keep the forms in a safe and secure place. It will only be accessed if the need arises. Brenda's email is brendave79@gmail.com.

EVALUATION OF NEGATIVE SPACE IMAGES

David Skinner was the evaluator for the August/September Negative Space topic.

Well done to all who submitted images for judging. There were 3 Highly Commended and 10 Commended Awards.

AWARD	TITLE	PHOTOGRAPHER
Highly Commended	Flying	Jenny Skewes
Highly Commended	New Holland honey eater	Ken Anderson
Highly Commended	Tidal tree	Ken Anderson
Commended	Bees 1	Ronda Rodda
Commended	Cocktail	Rhonda Buitenhaus
Commended	Eggs	Jenny Skewes
Commended	Gull	Judith Meier
Commended	Native bee	Ken Anderson
Commended	Scallop shell	Ken Anderson
Commended	Tedwina travelling	Colleen Johnston
Commended	Tenacity B&W	Jan Jones
Commended	The marker	Judith Meier
Commended	Westernport	Susan McLauchlan

A selection of the Highly Commended and Commended images is shown below. Note that some of the images are slightly cropped. Viewing of the images is recommended on the YouTube slideshow

<https://www.youtube.com/watch?v=CuZY8dKI85I> and <http://www.phillipislandcameraclub.com.au/galleries/> (for the commended and highly commended).



New Holland Honeyeater: Ken Anderson
Highly commended



Tidal tree: Ken Anderson
Highly commended




Flying: Jenny Skewes
Highly commended



Bees 1: Ronda Rodda
Commended



Cocktail: Rhonda Buitenhaus
Commended



Eggs: Jenny Skewes
Commended



Gull: Judith Meier
Commended




Scallop shell: Ken Anderson
Highly commended




Tedwina travelling: Colleen Johnston
Commended



Tenacity B & W: Jan Jones
Commended



Westernport: Susan McLauchlan
Commended



The Marker: Judith Meier
Commended

WHAT YOU NEED TO KNOW ABOUT SUBMITTING IMAGES FOR EVALUATION **DIGITAL IMAGES (EDI):**

- Images may either be created with a digital camera (including a mobile phone camera) or created with a conventional camera and scanned into electronic format.
- Images may be enhanced or manipulated using image editing software, but the original image must have been made by the entrant.
- As per VAPS specifications (www.vaps.org.au), maximum horizontal dimension is 1920 pixels and the maximum vertical dimension is 1080 pixels.
- Each image file must be in sRGB JPEG format and a maximum of up to 5 Mb in size (5000kb).

Name your data image with Title of photo and your Club member number, separated by an underscore, followed by the topic and month when the judge will present the images to the members at the monthly meeting eg: **Sunset on Woolamai Beach_126_Open_Feb2022**.

Maximum of **three** entries in total either in PRINTS, EDPI or a combination of the two.

NOVICE CATEGORY REINSTATED:

To encourage new members to participate in the monthly evaluation, it has been decided to re-instate a NOVICE section. This will be in the EDPI (Electronic Digital Projected Image format. We would like to emphasise that this is not a competition but a learning opportunity. If you need assistance to get started please speak to one of the Committee Members, who are only too happy to help. Maximum of three entries.

Label your entries NOV_(Title of image)_(PICC membership number)_Topic_Month2020

EDPIs can be forwarded to parnellg@yahoo.com

ARE WE HAVING PRINTS?

We have introduced prints again for the evaluation topics in 2022. A total of **three** images only can be entered into the evaluation. **Three** prints or **three** EDPIs or a combination prints/EDPIs totalling **three** can be submitted. The exception to this is the Folio topic, where a combination of four prints or four EDPIs or a combination of prints/EDPIs can be submitted.

When entering prints, we ask that an EDPI of the print be entered also as our plan is to have the prints displayed but to show them in the slide-show so that everyone can see the detail on screen. It is important that print EDPIs be labelled with PRINT e.g. **PRINT_Title of image_Membership No_Open 202_Feb2022**

Please bring the actual print of the image along to the Newhaven Yacht Club Clubroom on the day of the meeting for it to be displayed for the judge's final perusal and for members to view.

PRINTS

- Prints may be ANY size, up to a maximum of 40cm x 50cm (16in x 20in) when mounted.
- ALL prints MUST be mounted.
- Panoramic print formats are acceptable, but must fit on a 40cm x 50cm (16in x 20in) board.
- Prints mounted to a total thickness greater than 5mm will not be accepted.
- Please also include a digital image of the photo you send in labelled as for the EDPI, but starting with **PRINT: e.g. PRINT_Sunset on Woolamai Beach_126_Open_July2018**

Please note: If an image does not receive Highly Commended, it can be submitted into only one more club evaluation. This allows the maker to adjust the image following the judge's recommendations.

NEWSLETTER ITEMS If you wish to contribute to the monthly newsletter, please send items to Lorraine Tran at tranlorraine@gmail.com

Please help make this newsletter informative for everyone.

The judge's comments for Negative Space are below.

FREE AND FOR SALE

1. Free to good home.

a. Slide projector magazines (Leica/Agfa)

9xcases--twin50

4xcases--twin40

b. CanonMG7160 , A4 Multifunctional photo printer, with 6 ink cartridges + spares. Needs a service-- quoted from Copier Clinic \$100, (93472666)

2. For sale.

a. Cokin 100mm square effect filters:-

New/unused-- 16 in all. Grads,fog,warm,sepia,diffuser,pastel,centre spot etc,etc

Filter holder required (screws into front of lens)

b. 2 lenses: Vivitar 70--300 Zoom--Olympus mount +55mm hoya UV filter (with instruction booklet)

Tamron f2.8, 135mm short tele lens-Minolta (Sony) mount, with case.

Sensible offers,

Alan Lacey (0439594002)

Phillip Island Monthly Club Competition – Judge Feedback for - August 2022 - Subject – Negative space - Judge – David Skinner <i>Please refer to Judge Instruction Letter for ratings: HC (Highly Commended) - C (Commended)</i>				
Sequence by Title	Member No	Title	Judge Rating	EDPI
1	431	Afternoon tranquility		Meets the brief well, some items take away from the neg space impact – land post bird. Try cloning out them out and see if impact improves.
2	431	And we're off		The neg space has texture and detail – that's fine in this instance as it is consistent. The subject is well spaced within. Try a pano crop, less wake
3	487	Around the bend		The gravel edge and road are a nice LL. The posts seem to be the subject, but the general scene is in conflict with the neg space brief. Try getting closer to a post right up on a third line, make the road the neg space.
4	869	Beach fishing		The subject is obviously the fisherman. It is also obvious what the negative space is, however, there is some conflict with the bands of colour and texture within that space. A different angle would be better, moving right over to the right and have the neg space of sea, no rocks required.
5	883	Beautiful		A beautiful seascape capturing drama in the sea. There is not enough interest in the subject for the negative space to draw the viewer in. Watch for level horizons
6	886	Bees 1	C	In most cases, not always, the more minimal the neg space is, the better it will highlight the subject, as it does with this image. Very difficult to get moving bees in focus, nearly but not quite, still, well done
7	431	Cocktail	C	Neg space is striking in colour and simplicity to feature the highlights of the glass with its red coloured contents. Does it need the vertical structure above the glass, probably not. It goes behind the glass and confuses the viewer.
8	377	Churchill Island sheep		Exceptionally fine detail in the subject. Some colourization in the subject sheep, or dulling down of the foreground sheep together with the v-shape formed provides the focal point. Arguably the foreground sheep provide the negative space, but is it texture and shade that provide the impact to the subject? Good use of DOF.
9	399	eggs	C	Well-handled light to provide form in the subject, well placed and good choice to use a red cup. This makes the black neg space striking and draws the viewer to the subject. Well done.
10	399	Flying	HC	How does one effectively make a boring blue sky work to advantage? Take a photo of a pelican in the bottom left-hand corner from underneath, spread winged that leads us into that blue space, that's how. Try evening up the LH side with the space of the wing to match the bottom of the frame.

11	361	Glassy		Wonderful colours complimented by the black background. Good lighting to highlight form. The reflection works well, however, for a more striking image to emphasise neg space, try a little more space from a more front on angle including the top of the vase and neg space above it.
12	487	Go get em		Very good use of the golden light and sea foam to frame the subject. In this instance there is some conflict on what is negative space as the figure is pointing to the lumps of seaweed, so it is a little confusing as to what is the main subject, and whether neg space is secondary. Check for over sharpening with ghostly edges
13	876	Gull	C	Beautifully sharp subject where it needs to be with added interest of the action in landing, maybe take-off. Neg space done well, although it contains texture, form and detail, it is consistent with nothing else to compete, so we are led to the subject. Panning the bird may have improved the background even more as it would be OOF and streaked
14	876	Half moon bay		The neg space is definitely represented in this image, however, we need to be led to something of interest. Here we wander along the horizon looking for it, but we aren't sure. We do end up on the bright green. If you had a longer lens, that would be the point of interest, focusing much closer, including the pyramid shaped object in focus. The idea is there, compositional execution to work on. Keep at it please
15	876	Jetty Hut		Here we have to areas of brightness; above the jetty and reflected light water on the sand across the bottom right. This forms a V that leads us out of the image, but does pull us in too, along the jetty. That sort of comes as a secondary reaction to explore more. In this instance, the subject is drawn in by light and texture, not necessarily in the form of negative space.
16	787	Lindis Pass		Quite a good landscape of two peaks, triangular shapes, diagonals and layers of colour contribute to the composition, however the concept of negative space does not quite work. There is neg space in the sky, but not enough to hold the viewer's attention. The foreground is too detailed and in contrast to the sky.
17	431	Moon Over Devil's Marbles Camp		Here we see good use of negative space in the sky with the bright moon as the subject. However, there is a secondary point of interest of the marbles formation and row of caravans. The moon is the stronger subject and the neg space would have more impact if taken from a different angle, no caravans, but with the marbles still included.
18	361	Mouldy Orange		Great idea with a sole rotting piece of fruit in the still life format. The lighting has let this image down unfortunately. The dark olive green background, as the negative space would have worked brilliantly as it is a tremendous contrast in colour to the subject, but the shadow formations in the left side of the image is a distraction, even though the orange is brighter and contains interesting detail.

19	866	Native Bee	C	An extremely difficult shot to capture of a bee in flight, with detail lost in post processing. However, the concept of neg space has been in the maker's forefront, and therefore it has been awarded today albeit some aspects of the subject in some ways has been let down by the technical difficulty in sharpness and detail, but the impact of the stark black background does counterbalance somewhat.
20	883	Never ending		Here we have a pleasant seascape vista with some foreground interest. There is a lack of focal point. The mid ground outcrop is not impacted enough in the neg space of the sky and sea, mainly due to the flatness and lack of depth. Harsh light does not help. Watch for level horizons
21	866	New Holland honey eater	HC	A small negative to this image is the only flaw. That being the bright grass to the left. However it does provide a sense of space and scale to the subject, captured nigh on perfectly. Neg space makes the image, draws you to the subject
22	487	On the Sand Bar, Bribie Island		The maker has made a good attempt at negative space with the subject in silhouette against a basically grey background. A polarising filter to reduce the sunlight sparkling off the water would help a lot.
23	377	PRINT – Lonely Road		Great colours of an Australian landscape. What is the subject though, the post or the road leading the viewer to the never never? The shadow acts as a barrier. The road and sky in this instance do not portray negative space.
24	377	PRINT - Moorings		Lovely sharp subject matter, with the water reflecting on the hulls to add a point of interest. The maker has attempted neg space by the use of the monotonal grey held in by a vignette to lead us to the subject. More impact to highlight the subject would be adjustments of contrast and luminosity, particularly in the tree tops, however this would not be neg space.
25	866	Scallop Shell	C	Nicely done in placement of the shell in the composition and the surrounding sand that provides neg space and draws us to the subject. There has been some sharpening issues in post that does distract. A suggestion would be a tripod and focus stack, and if the light was correct, that is subdued light to have taken the subject straight down which would improve the plane of focus to maintain detail in the shell
26	361	Shapely		Very interesting subject, in silhouette and a true contrasting background that provides negative space and holds us in to the subject. A much stronger image would be to not include the angular shape on the left. In this instance, it takes us away from the simplicity of the curves that work for this image.
27	399	Stilt		Placement of the lone stilt on the bottom right thirds leaving the non-distracting sea as the neg space works fine. However, when the brief has been met, the rest of the image, in this case the main subject needs to be doing something of interest, a bit of action would help immensely.

28	399	Surfers		Here, the surfers are the subject, no doubt and well placed in the frame. The two diagonal lines above and below the subject help frame and hold our interest. However, to give the viewer some wow, the subject needs to be sharp. Just wait for the moment when both heads are looking forward as well. Practice and depth of field choice will improve this style of image.
29	361	Tedwina Travelling	C	Lovely still life with a cutesy subject that catches our imagination. Negative space is the black, not the red. The red provides a place for the subject to rest on. Perhaps darkening it down a little may help as it is red after all and pulls our eyes down. Nicely handled depth of field.
30	787	Tenacity B&W	C	Here, the maker has used texture and triangles to take us to the subject to great effect. Good tonal range, perhaps a tad more contrast to enhance the blacks. The neg space is the sky and the lighter tones of the foreground hill. Tone down the vignette a little. A good vignette is one we don't notice.