

PHILLIP ISLAND CAMERA CLUB INC: OCTOBER 2022



Meetings: 1st Monday of the month 1.30 - 4pm (Easter & Cup weekend exceptions)

Website: <http://www.phillipislandcameraclub.com.au>

Facebook Page: <https://www.facebook.com/groups/382689165127848>

YouTube: <https://youtube.com/channel/UCCPK8oUGGI0C2xRY2OhFOyg>

Enquiries: Jenny – phillipislandcameraclub@gmail.com

CALENDAR DATES FOR YOUR DIARY

The following is a list of the proposed dates for Camera Club functions so that you can pencil them into your diary. Please check your emails for changes due to COVID-19 restrictions.

Date	Function	Date	Function
Saturday 8 th October	Excursion to Tarwin Lower Cemetery for orchid photography (details in this newsletter).	Monday 7 th November	PICC General Meeting at Newhaven Yacht Squadron Clubrooms commencing 1:30 pm (afternoon tea – BYO cup and gold coin donation). Lunch at 12 noon at Vietnam Vets Museum RSVP to Lorraine SMS 041 933 1630 if attending.
Friday 7 th October – Sunday 30 October	18 th Pakenham National Photographic Exhibition 2022, Cardinia Cultural Centre, Lakeside Boulevard, Pakenham.	Sunday 4 th December	Monthly Challenge 'Shallow depth of field' images to Gary.
28 th October	Astro Photography with Darryl Whitaker from 6:30pm at Kitty Miller Bay (details in this newsletter)	Monday 5 th December	Christmas lunch from 12 noon followed by General Meeting at Newhaven Yacht Squadron Clubrooms.
Sunday 6 th November	'Portfolio' images for evaluation by judge and monthly challenge 'Contrasting colours' due to Gary.		

AGM – MANAGEMENT COMMITTEE MEMBERS 2022/2023

Thanks to all who attended the AGM on October 3rd. Congratulations to the following members of the new PICC Management Committee.

President: Jennifer Sierakowski

Vice President: Robert McKay

Treasurer: Brenda Berry

Secretary (Admin): Graeme Lawry

Secretary (Public Relations): Lorraine Tran

General Committee members: Gary Parnell, James Millward and Ken Anderson.

2022 SYLLABUS

The 2022 syllabus for the remainder of the year is shown below. Descriptions for each topic have been emailed to members and are also available on the PICC website.

Month	Submission date (to Gary) and topic for judge's evaluation	Date of meeting and evaluation presentation of images by judge	Monthly Challenge (submitted the day before the scheduled meeting)
November	6 th - Portfolio	7 th Abstract	Contrasting colours
December		Portfolio	Shallow depth of field

2023 SYLLABUS

Month	Submission date (to Gary) and topic for judge's evaluation	Date of meeting and evaluation of images by the judge	Monthly Challenge (submitted the day before the scheduled meeting)
January	8 th Open	No meeting	
February	5 th Historic Building	6 th Open	Night photography
March	5 th Open	6 th Historic Building	Back Lit
April	2 nd Sports of all Sorts	3 rd Open	Close up
May	30 th April Open	1 st Sports of all sorts	Then and now
June	4 th Floral Arrangement	5 th Open	Red
July	2 nd Open	3 rd Floral arrangement	My backyard
August	6 th Drained in Colour	7 th Open	Layering
September	3 rd Open	4 th Drained in colour	Decay
October	1 st Speed, fast shutter	2 nd Open	Fungi
November	5 th Portfolio	13 th Speed, fast shutter	Self Portrait
December		4 th Portfolio	10-minute challenge

PHOTO SUBMISSION CHANGES

The number of submissions for the evaluation has been revised to three per month. A maximum of three images in total can be submitted in the two categories (EDI and print).

If an image does not receive Highly Commended, it can be submitted into only one more club evaluation. This allows the maker to adjust the image following the judge's recommendations.

TOPIC FOR JUDGING – PORTFOLIO

Due to Gary on Sunday 6th November

Members present a folio of **FOUR** images relating to the one topic or photographic style. The style of presentation is an individual choice but the print version should fit in the print steward's wooden case. Members can submit a print folio and/or EDI folio.

References

<https://luminous-landscape.com/how-to-create-a-portfolio-of-your-work/>

<https://www.expertise.com/design-and-photography/essential-steps-to-an-art-or-photography-portfolio>

MONTHLY CHALLENGE FOR NOVEMBER MEETING – CONTRASTING COLOURS

Due to Gary on Sunday 6th November

In colour theory, contrasting colours, also known as complementary colours, are colours from opposing segments of the colour wheel. Colours that are directly across from one another on a basic colour wheel provide maximum contrast.

References

https://www.google.com/search?q=contrasting+colours+photography&rlz=1C5CHFA_enAU825AU825&sxsrf=AOae_mvL9mbhnoCjkznagJZADWGssIHvJlw:1635835234861&source=lnms&tbm=isch&sa=X&ved=2ahUKEwiMrdaQifnzAhUJ7XMBHV0GA88Q_AUoAXoECAEQAw&biw=1298&bih=956&dpr=1.8

<https://expertphotography.com/contrasting-colors-photography/>

<https://photographypro.com/color-in-photography/>

<https://digital-photography-school.com/make-photos-stand-out-color-contrast/>

To view the complete list of definitions for this year's topics go to:

<http://www.phillipislandcameraclub.com.au/wp-content/uploads/2022/02/PICC-2022-Syllabus-Defintions2-.pdf>

OCTOBER MONTHLY CHALLENGE – MONOCHROME/SEPIA

Thanks to all who submitted monochrome/sepia images. A small selection of the images is below. Go to <https://www.youtube.com/watch?v=YnePg9WeiGw> for a slideshow of images on YouTube.

Thanks to Ken and Gary for compiling the slideshow.





EXCURSIONS AND WORKSHOPS

Orchid Photography Saturday 8th October

A photography excursion to a cemetery may sound a little unusual, but hopefully we'll be pleasantly surprised by the native orchids that have their home at the Tarwin Lower Cemetery, Inverloch-Venus Bay Road. Note that the entrance to the cemetery is not obvious.

Proposed schedule is as follows:

10:00am meet at the Newhaven Yacht Club car park for car pooling/convoy

10:45am meet at Inverloch Mitre 10 car park for car pooling/convoy

11:00 (approx.) Tarwin Lower Cemetery

12:30 (Optional) Lunch at Inverloch Bakery

1:30 (Optional) Bunurong Coastal Drive to Cape Patterson stopping off at Eagles Nest and Twin Reefs. Please wear non slip, waterproof footwear. You will need a tripod for long exposure shots of the waterfall at Twin Reefs.

Astro photography with Darryl Whitaker

An Astro Photography workshop will be held on Friday 28th October. Please meet in the car park at Kitty Miller Bay at 6:30pm. We will take the right-hand side path off the car park, down the set of stairs to the beach. Please bring: camera and widest-angle lens you've got, tripod, walking shoes and a warm jacket. Please RSVP to Lorraine tranlorraine@gmail.com or SMS 041 933 1630 if you plan to attend and watch email notifications and our Facebook page in case the workshop is called off due to cloud cover or poor weather conditions.

Mansfield trip in 2023

A trip to stay at Mansfield is planned from 10th – 13th October 2023 – partners are welcome.

EXHIBITIONS

PHILLIP ISLAND WORLD VISION FLOWER SHOW AND PHOTOGRAPHY EXHIBITION REPORT

by Tony Andrews

Thanks to all who entered their images into the exhibition and competition. The show was a great success. We had 73 photographic entries which were judged by Paul Lucas. The judge mentioned that the standard of the images was very high and he had difficulty deciding on the winners. He feels that in future, it may be better to divide the exhibition into categories.

The placings were as follows:

First: Eastern Spinebill by Jenny Skewes

Second: Morning on the Murchison by Rhonda Buitenhuis

Third: The Thinker by James Millward

Highly Commended were: S S Speke Shipwreck by James Millward and Red Poppy by Colleen Johnston

Encouragement Award: What Chocolate by Alan Lacey

The **People's Choice Award**, voted by the visitors was Misty Morning by Graeme Lawry.



PICC members Tony Andrews who organised the Phillip Island World Vision Photography Exhibition and Graeme Lawry with his 'Misty Morning' image that won the People's Choice Award.

The results were read out by Rev Jo White who opened the show. Twelve photographs were sold and the 10% commission added to the funds raised to help the local World Vision Club with its support of children and communities throughout the world.

PAKENHAM NATIONAL PHOTOGRAPHIC EXHIBITION 2022

The 18th Pakenham National Photographic Exhibition 2022 will be held at the Cardinia Cultural Centre, Lakeside Boulevard, Pakenham from Friday 7th October to Sunday 30th October 2022. There are 12 sections including Projected images: Open, People/Portraiture, Landscape/Seascape, Creative/Experimental, Architecture, Open Premiere; and Prints: Open Colour, Monochrome, People/Portraiture, Landscape/Seascape, Animals and Wildlife, and Rural Australia. A number of Awards will be available to entrants.

CARINYA AGED CARE AND RETIREMENT VILLAGE EXHIBITION

Framed images exhibited at Carinya Aged Care, Korumburra have been picked up and returned to exhibitors at the October meeting. If you are interested in exhibiting again or wish to exhibit for the first time, Carinya is happy to take up to 24 A3 framed photos to replace the existing ones. Please bring your images along to the November meeting if you wish to exhibit your images. Please include your name, email address and price (if for sale) on a small piece of paper in the corner of the frame.

PHILLIP ISLAND PHOTO OPPORTUNITIES AND CALENDAR

Thanks to all who have provided images for the Phillip Island Photo Opportunities (PIPO) project. The project is making steady progress.

Our club was approached by the Newhaven Residents Group Inc. to jointly produce a 2023 calendar. Images have been selected from PIPO and with the permission of club members, used in the calendar. This is a fundraiser for the resident's group and exposure for our club to the public.

If you wish to purchase a calendar/s, please provide an envelope with your name, number of calendars required and enclose \$10 per calendar to our next meeting on 7th November.

EVALUATION OF OPEN IMAGES

Dr Bert Hoveling was the evaluator for the September/October Open topic.

Well done to all who submitted images for judging. There were 9 Highly Commended and 13 Commended Awards.

AWARD	TITLE	PHOTOGRAPHER
Highly Commended	Lynn's Flower	Colleen Johnston
Highly Commended	Light Painting	David Cook
Highly Commended	Murchison Mist	Rhonda Buitenhaus
Highly Commended	Otways Waterfall	Ken Anderson
Highly Commended	Pretty in Pink Bloom	Ken Anderson
Highly Commended	Print – Preparing to lop the tree limb	Will Hurst
Highly Commended	Stilt	Graeme Lawry
Highly Commended	Print – Red roadster	James Millward
Highly Commended	What's for dinner	Gary Parnell
Commended	Carpet Python	Susan McLauchlan
Commended	Caught	David Cook
Commended	Coal Creek Home	Lynne Cook
Commended	Dawn Mist	Ken Anderson
Commended	Fresh	Rhonda Buitenhaus
Commended	Lake Colac	Graeme Lawry
Commended	Print - Brolga	Jenny Skewes
Commended	Print – Lonesome koala	James Millward
Commended	Print – Three hats	James Millward
Commended	Shelducks	Jenny Skewes
Commended	Simple pleasures	Rhonda Buitenhaus
Commended	Tree of light	Jenny Skewes
Commended	Winter Mooring in Melbourne	Susan McLauchlan


A selection of the Highly Commended and Commended images is shown below. Note that some of the images are slightly cropped. Viewing of the images is recommended on the YouTube slideshow <https://www.youtube.com/watch?v=k1J3FRMBmb0> and <http://www.phillipislandcameraclub.com.au/galleries/> (for the commended and highly commended).



Lynn's flower: Colleen Johnston
Highly commended



Light painting: David Cook
Highly commended



Murchison Mist: Rhonda Buitenhaus
Highly commended



Otways waterfall: Ken Anderson
Highly commended



Preparing to lop the tree limb: Will Hurst
Highly commended



Red Roadster: James Millward
Highly commended




Stilt: Graeme Lawry
Commended



What's for dinner: Gary Parnell
Highly commended




**Coal Creek Home: Lynne Cook
Commended**



**Dawn Mist: Ken Anderson
Commended**



**Brolga (Print): Jenny Skewes
Commended**



**Simple pleasures: Rhonda Buitenhaus
Commended**

WHAT YOU NEED TO KNOW ABOUT SUBMITTING IMAGES FOR EVALUATION **DIGITAL IMAGES (EDI):**

- Images may either be created with a digital camera (including a mobile phone camera) or created with a conventional camera and scanned into electronic format.
- Images may be enhanced or manipulated using image editing software, but the original image must have been made by the entrant.

- As per VAPS specifications (www.vaps.org.au), maximum horizontal dimension is 1920 pixels and the maximum vertical dimension is 1080 pixels.
- Each image file must be in sRGB JPEG format and a maximum of up to 5 Mb in size (5000kb).

Name your data image with Title of photo and your Club member number, separated by an underscore, followed by the topic and month when the judge will present the images to the members at the monthly meeting eg: **Sunset on Woolamai Beach_126_Open_Feb2022**.

Maximum of **three** entries in total either in PRINTS, EDPI or a combination of the two.

NOVICE CATEGORY REINSTATED:

To encourage new members to participate in the monthly evaluation, it has been decided to re-instate a NOVICE section. This will be in the EDPI (Electronic Digital Projected Image format. We would like to emphasise that this is not a competition but a learning opportunity. If you need assistance to get started please speak to one of the Committee Members, who are only too happy to help. Maximum of three entries.

Label your entries NOV_(Title of image)_(PICC membership number)_Topic_Month2020

EDPIs can be forwarded to parnellg@yahoo.com

ARE WE HAVING PRINTS?

We have introduced prints again for the evaluation topics in 2022. A total of **three** images only can be entered into the evaluation. **Three** prints or **three** EDPIs or a combination prints/EDPIs totalling **three** can be submitted. The exception to this is the Folio topic, where a combination of four prints or four EDPIs or a combination of prints/EDPIs can be submitted.

When entering prints, we ask that an EDPI of the print be entered also as our plan is to have the prints displayed but to show them in the slide-show so that everyone can see the detail on screen. It is important that print EDPIs be labelled with PRINT e.g. **PRINT_Title of image_Membership No_Open 202_Feb2022**

Please bring the actual print of the image along to the Newhaven Yacht Club Clubroom on the day of the meeting for it to be displayed for the judge's final perusal and for members to view.

PRINTS

- Prints may be ANY size, up to a maximum of 40cm x 50cm (16in x 20in) when mounted.
- ALL prints MUST be mounted.
- Panoramic print formats are acceptable, but must fit on a 40cm x 50cm (16in x 20in) board.
- Prints mounted to a total thickness greater than 5mm will not be accepted.
- Please also include a digital image of the photo you send in labelled as for the EDPI, but starting with **PRINT: e.g. PRINT_Sunset on Woolamai Beach_126_Open_July2018**

Please note: If an image does not receive Highly Commended, it can be submitted into only one more club evaluation. This allows the maker to adjust the image following the judge's recommendations.

NEWSLETTER ITEMS If you wish to contribute to the monthly newsletter, please send items to Lorraine Tran at tranlorraine@gmail.com

Please help make this newsletter informative for everyone.

The judge's comments for Open are below.

VIDEO ON MICROSCULPTURE

At our October meeting, judge Dr Bert Hoveling referred to a video on Microsculpture – Behind the scenes. Part of this video was shown at the meeting. The video is available at <https://levonbissstudio.com/>

(You will need to scroll down to find the video. The TED talk is also worth watching.)

We are currently working on making Bert's Powerpoint on Depth of Field available to members.

FREE AND FOR SALE

1. Free to good home.

a. Slide projector magazines (Leica/Agfa)

9xcases--twin50

4xcases--twin40

b. CanonMG7160 , A4 Multifunctional photo printer, with 6 ink cartridges + spares. Needs a service-- quoted from Copier Clinic \$100, (93472666)

2. For sale.

a. Cokin 100mm square effect filters:-

New/unused-- 16 in all. Grads,fog,warm,sepia,diffuser,pastel,centre spot etc,etc

Filter holder required (screws into front of lens)

b. 2 lenses: Vivitar 70--300 Zoom--Olympus mount +55mm hoyu UV filter (with instruction booklet)

Tamron f2.8, 135mm short tele lens-Minolta (Sony) mount, with case.

Sensible offers,

Alan Lacey (0439594002)

**Phillip Island Monthly Club Competition – Judge Feedback for – Sept 2022-
Subject – OPEN - Judge - Dr Bert Hoveling**

*Please refer to Judge Instruction Letter for ratings: **HC** (Highly Commended) - **C** (Commended)*

Sequence by Title	Member No	Title	Judge Rating	EDPI
1	361	Lynn's flower	HC	Very sharp, with great depth of field and exposure.
2	361	Tomato Time		Composition is good, but the highlights are too white/burnt out. Clone out the parts that are going bad (marks).
3	361	Orchid		A beautiful flower. A little soft, and needs sharpening and better depth of field.
4	641	Budda House		Good composition – except for the distraction of the house on the left-hand side.
5	869	Carpet Python	C	Excellent! I might have cropped a little tighter for better impact.
6	325	Caught	C	Great humour!! Technically excellent!
7	326	Coal Creek General Store		I would crop the foreground a little, and the houses on the right. It could be improved with a little saturation with the great red colour.
8	326	Coal Creek Home	C	A beautiful composition. Well done.
9	866	Dawn Mist	C	Excellent! I might have trimmed the bright sky a little, as the rest is quite dark.
10	641	Delightful Rose		Good tonal range, but a little soft in focus.
11	431	Fresh	C	Excellent composition with great colour, good depth of field too.
12	875	Lake Colac	C	Well captured composition with wonderful colours in the sky – and reflections.
13	325	Light Painting	HC	A high impact image, Well executed!
14	641	Mt Franklin		Basically, a good composition - but unfortunately is not quite sharp enough!
15	431	Murchison Mist	HC	A well-executed image, foreground sharp and great reflections.
16	866	Otways waterfall	HC	A great image, wonderful colour, streaming water, and sharp from corner to corner. Well done.
17	866	Pretty in Pink Bloom	HC	A wonderful flower, taken with a slight angle, but good depth of field and exposure.
18	447	PRINT – Arriving at the station		An interesting image, but needs simplification for competitive standard, Conversion to black and white would eliminate the distractions of the

				colour sections.
19	399	PRINT - Brolga	C	Well done. I might have enlarged it for a little more impact!
20	884	PRINT – Lonesome Koala	C	A touch over exposed, but good composition and mood.
21	447	PRINT – Preparing to lop the tree limb	HC	A great story telling image! The ropes are important in the total composition.
22	884	PRINT – Red roadster	HC	Very high impact image! Well done!
23	884	PRINT – Three hats	C	Good to see black and white conversion. I would crop the top left-hand corner. Good leading line of the hats.
24	325	Shangri-La		A beautiful scene! I would crop off the left of the tree. Unfortunately, the foreground is not in focus.
25	399	Shelducks	C	Beautiful. It would go higher if there was more detail in the feathers.
26	431	Simple pleasures	C	An excellent composition. A reflector on the right had side would give more detail in the shadow of the neck of the bottle.
27	875	Stilt	HC	Excellent! Sharp! Great depth of field and exposure.
28	399	Tree of light	C	Very creative! Well done!
29	326	War memorial Mt Macedon		Good mood. I would clone out the distracting light on the right-hand side.
30	852	What’s for Dinner	HC	Brilliant!! Well done! Great in monochrome too!
31	869	Winter in Melbourne		Composition is a touch “busy”; also, it is not quite sharp enough.
32	869	Winter Mooring in Melbourne	C	A good photo journalistic image. – with a story. I would have converted to monochrome – to eliminate the yellow distracting patches in the composition.

Note: Number 32 was not announced by the judge as a ‘C’ at the meeting, but was provided on his feedback sheet.