



**Meetings:** 1<sup>st</sup> Monday of the month 1.30 - 4pm (**Easter & Cup Day weekend exceptions**)  
**Website:** <http://www.phillipislandcameraclub.com.au>  
**Facebook Page:** <https://www.facebook.com/groups/382689165127848>  
**YouTube:** <https://youtube.com/channel/UCCPK8oUGGI0C2xRY2OhFOyg>  
**Enquiries: Graeme –** [phillipislandcameraclub@gmail.com](mailto:phillipislandcameraclub@gmail.com)

## CALENDAR DATES FOR YOUR DIARY

The following is a list of the proposed dates for Camera Club functions so that you can pencil them into your diary. Please check our Facebook page or your emails for any changes due to weather or other unforeseen circumstances.

Date	Function	Date	Function
23 <sup>rd</sup> November	RSL Social lunch at 12noon. RSVP to Graeme 040 709 2352 or <a href="mailto:graeme.lawry@gmail.com">graeme.lawry@gmail.com</a>	7 <sup>th</sup> January	Open images to Gary.
3 <sup>rd</sup> December	Images for the 10 – 15 minute challenge (4 - 6 images) to be submitted to Gary no later than 5pm.	5 <sup>th</sup> February	<b>General Meeting</b> at 1:30pm at Newhaven Yacht Club. Afternoon tea – BYO cup and gold coin donation. Lunch prior to meeting is at the Vietnam Vets Museum Café. RSVP to Lorraine by text 041 933 1630 or email <a href="mailto:tranlorraine@gmail.com">tranlorraine@gmail.com</a> by Friday 2 <sup>nd</sup> February.
4 <sup>th</sup> December	12 noon: PICC Christmas lunch at Newhaven Yacht Club. – Please bring a plate of finger food to share. <b>General Meeting</b> at 1:30pm. Afternoon tea – BYO cup and gold coin donation. If you have ordered a 2024 calendar, please bring your money to the meeting.		

## PHOTO SUBMISSIONS

### December Monthly Challenge

10 - 15 Minute Challenge images (monthly challenge) should be emailed to Gary by **5pm Sunday 3<sup>rd</sup> December**. (Please see description below.) If you took up the challenge whilst on the South Coast Road excursion on Monday after our meeting please select 4 – 6 of your best images to submit. Images taken elsewhere for this challenge will also be accepted.

### Description of the 10 - 15-minute challenge

Inspired by Jordan Matter from New York City and his 10 Minute Photo Challenge. The 10 Minute Photo Challenge is tough—we need to create as many great photos as possible in 10 minutes. On average we have one chance to hit the pose and then we are moving to the next spot. Gavin Hoey does a 15 minute challenge with lots of ideas and YouTube examples.

### References


[Vintage Store ~ 15 Minute Photo Challenge - YouTube](#)

[15 minute photo challenge - Mount Etna - Week 68 - YouTube](#)

<https://digital-photography-school.com/tips-taking-great-portraits-10-minutes-less/>

## **NOVEMBER MONTHLY CHALLENGE – SELF PORTRAIT**

Thanks to all who submitted Self Portrait images for the Monthly Challenge. A small selection of the images appears below. Thanks to Gary for putting together the Self Portrait images on a YouTube video that can be viewed at [https://m.youtube.com/watch?v=vC70cRD\\_IVg&feature=youtu.be](https://m.youtube.com/watch?v=vC70cRD_IVg&feature=youtu.be)





## **EXCURSIONS AND WORKSHOPS**

### ***Mansfield trip report held 10th – 13<sup>th</sup> October***

By Gillian Armstrong

#### **Day 1**

Our annual trip away was thoroughly enjoyed by all who ventured to Mansfield for three nights. The days were filled with photography opportunities in abundance, new sights for most and great company for all.

The Cheviot Tunnel was a very interesting stop for its history and photo opportunities off a side road between Yea and Molesworth on the way to Mansfield.

#### **Day 2**

We had a great drive to Powers Lookout and the views over the King Valley and beyond were spectacular! We all continued to Stringybark Creek. Had a packed lunch on the edge of the bush before walking along a bush path to the site of the Kelly Gang shootout with the police. The next stop was Bracks Bridge where we saw signs of the recent flooding. Goughs Bay on Lake Eildon was beautiful. The lake was full following the heavy rains a week earlier making fabulous photo ops everywhere. Many trees are still standing in water with blue skies and wispy clouds around, the scenery was excellent! Macks Bay was great for lovely views through flooded areas. Many photos were taken! Dave and Graeme had some fun with some astrophotography in the evening with a clear sky and stars in abundance.

#### **Day 3**

A beautiful sunrise before a heavy sky brought in the rain. Off to Jamieson we went where it was wet, but plenty of photos were taken. The old Post Office was of particular interest, or was it the trees we were sheltering under? Actually both!

We went on to the very old Kevington Hotel on the Woods Point Road. Very interesting. Lots of photos and a private guided tour by the publican. How lucky can you get? It is on the banks of the Goulburn River, also with signs of the recent flooding coming up to the hotel garden.


We also thoroughly enjoyed a presentation by professional photographer, Bob Bateup, from Mansfield following our meal at the Mansfield Hotel. His large panoramic photos were around the walls in the hotel. Extraordinary!

Thanks to Graeme and Rae (Graeme's wife) who put on a cooked breakfast for all at the outdoor communal kitchen just before it rained. Finally, MANY THANKS to Graeme, Lorraine and Ken who did the planning, organising and catering for the club's annual trip away. We were so sorry you couldn't make it, Lorraine. We were thinking of you and missed your company.


Alan Lacey also spoke about his experience of the Mansfield excursion at our meeting on Monday. He described the Mansfield area as a 'photographers delight'. He said there were tremendous landscapes, water and trees everywhere you looked and great light and shadows. Bob Bateup (guest speaker) showed a lot of fantastic photos of the area including wonderful sunsets and sunrises demonstrating the importance of skies in an image. Alan mentioned he met some very nice people and most importantly experienced great camaraderie and humour within the group. He mentioned that he had been going through a drought for the last four years in terms of his photography, but he announced that 'now that drought is over', thanks to his experience at Mansfield. That's really great news, Alan!



Men's camera discussion time (above) and reflections (below). Images by Gillian.







Images from Mansfield excursion participants

Please note that sign-up sheets will be available at the monthly meetings if you wish to attend excursions and workshops. If you wish to participate in an activity, please add your name to the list or let the organiser of the activity know you wish to participate.



Participants should have provided close contact details to if you intend to participate. This information is needed if a participant becomes ill or has an accident.

The following excursions are in the planning stages. Dates and times to be confirmed.

- Cadillac Canyon February 2024
- Cape Liptrap 2024
- Know your camera workshop/Beginners Photography course TBA

## **EXHIBITIONS AND COMPETITIONS**

### *2024 Leongatha Art and Photography Show*

The Art Show Exhibition will be held over three weeks from Saturday 13 January to Saturday 3 February 2024. Now in its 47th year, the Leongatha Art & Photography Show, a major project of the Leongatha Rotary Club remains one of South Gippsland's major art and community events with substantial attendances, entries and sales.

To enter simply visit the web site at [www.leonartshow.com.au](http://www.leonartshow.com.au) You can use the links on the Entry Submission page to the Online Entry Form or download the Printable Entry Form.

Fill out the details required and submit your entry either on-line or by post along with your payment details.

The cost of entry is the same as last year, \$10 per entry (Youth and All Abilities free) with a maximum of 4 entries. Entries close on 8 December 2023.

The show is again being held at the Leongatha Memorial Hall, located in the center of the Leongatha and will be open daily from 10am to 4pm, from Saturday 13 January to Saturday 3 February 2024.

Entries are to be delivered to the Memorial Hall on Tuesday 9 January 2024 between 9am and 3pm.

Pick up of entries after the show is on Sunday 4 February 2024 between 9am and 12pm.

We are looking forward to receiving your entry. If you have any questions please email me at [rotaryleongatha.artshow@gmail.com](mailto:rotaryleongatha.artshow@gmail.com)

## **EVALUATION OF FAST SHUTTER SPEED IMAGES**

Thank you to judge David Skinner, evaluator for the Fast Shutter Speed topic. Well done to all who submitted images for evaluation. There were 6 Highly Commended and 6 Commended Awards. A special congratulations to Gary who gained 3 Highly Commended Awards!

<b>AWARD</b>	<b>TITLE</b>	<b>PHOTOGRAPHER</b>
Highly commended	Charlette Plains Bore	Frank Zulian
Highly commended	Cooling Down	Gary Parnell
Highly commended	Dragon Fly Dance	Gary Parnell
Highly commended	Spinebill	Ken Anderson
Highly commended	Taking a bath	Gary Parnell
Highly commended	Wood Swallow	Andrew Keir
Commended	Cape Barren Goose	Graeme Lawry
Commended	Good surf	Jenny Skewes
Commended	Lunch	Phillip Johnstone
Commended	Overflow	Joanne Linton
Commended	PRINT – Junior Socceroos	Will Hurst
Commended	Brown Cuckoo Dove	Andrew Keir

A selection of Fast Shutter Speed images awarded highly commended and commended appear below. Some of the images have been cropped. Please go to the following YouTube link to see the HC and C images:

<https://www.youtube.com/watch?app=desktop&fbclid=IwAR2J3mnVMZjyrOUc3w0xJ4i-gujerotLu-FXWI5tESPfGafC8lyHoGX6Zak&v=VGwtgaHvQGY&feature=youtu.be>

All the Fast Shutter Speed images can be viewed at

<https://www.youtube.com/watch?app=desktop&v=U-HF9QfqtDU&feature=youtu.be>



**Cooling down: Gary Parnell**  
**Highly commended**



**Wood Swallow: Andrew Keir**  
**Highly commended**



**Taking a bath: Gary Parnell**  
**Highly commended**



**Spinebill: Ken Anderson**  
**Highly commended**



**Overflow: Joanne Linton**  
**Commended**



**PRINT: Junior Socceroos: Will Hurst**  
**Commended**



**Cape Barren Goose: Graeme Lawry  
Commended**



**Good surf: Jenny Skewes  
Commended**

## **WHAT YOU NEED TO KNOW ABOUT SUBMITTING IMAGES FOR EVALUATION DIGITAL IMAGES (EDI):**

- Images may either be created with a digital camera (including a mobile phone camera) or created with a conventional camera and scanned into electronic format.
- Images may be enhanced or manipulated using image editing software, but the original image must have been made by the entrant.
- As per VAPS specifications ([www.vaps.org.au](http://www.vaps.org.au)), maximum horizontal dimension is 1920 pixels and the maximum vertical dimension is 1080 pixels.
- Each image file must be in sRGB JPEG format and a maximum of up to 5 Mb in size (5000kb).

Name your data image with Title of photo and your Club member number, separated by an underscore, followed by the topic and month when the judge will present the images to the members at the monthly meeting eg: **Sunset on Woolamai Beach\_126\_Open\_Feb2022.**

Maximum of **three** entries in total either in PRINTS, EDPI or a combination of the two.

## **NOVICE CATEGORY REINSTATED:**

To encourage new members to participate in the monthly evaluation, it has been decided to re-instate a **NOVICE** section. This will be in the EDPI (Electronic Digital Projected Image format. We would like to emphasise that this is not a competition but a learning opportunity. If you need assistance to get started please speak to one of the Committee Members, who are only too happy to help. Maximum of three entries.

**Label your entries NOV\_(Title of image)\_(PICC membership number)\_Topic\_Month2020**

EDPIs can be forwarded to [parnellg@yahoo.com](mailto:parnellg@yahoo.com)

## **ARE WE HAVING PRINTS?**

We have introduced prints again for the evaluation topics in 2022. A total of **three** images only can be entered into the evaluation. **Three** prints or **three** EDPIs or a combination prints/EDPIs totalling **three** can be submitted. The exception to this is the Folio topic, where a combination of four prints or four EDPIs or a combination of prints/EDPIs can be submitted.



When entering prints, we ask that an EDPI of the print be entered also as our plan is to have the prints displayed but to show them in the slide-show so that everyone can see the detail on screen. It is important that print EDPIs be labelled with PRINT e.g. **PRINT\_Title of image\_Membership No\_Open 202\_Feb2022**

Please bring the actual print of the image along to the Newhaven Yacht Club Clubroom on the day of the meeting for it to be displayed for the judge's final perusal and for members to view.

### **PRINTS**

- Prints may be ANY size, up to a maximum of 40cm x 50cm (16in x 20in) when mounted.
- ALL prints MUST be mounted.
- Panoramic print formats are acceptable, but must fit on a 40cm x 50cm (16in x 20in) board.
- Prints mounted to a total thickness greater than 5mm will not be accepted.
- Please also include a digital image of the photo you send in labelled as for the EDPI, but starting with **PRINT: e.g. PRINT\_Sunset on Woolamai Beach\_126\_Open\_July2018**

Please note: If an image does not receive Highly Commended, it can be submitted into only one more club evaluation. This allows the maker to adjust the image following the judge's recommendations. **Please see next page for the judge's evaluations.**

**Phillip Island Monthly Club Competition – Judge Feedback for November 2023**

**Subject: Open Judge: David Skinner**

*Judge ratings: **HC** (Highly Commended) - **C** (Commended)*

Sequence by Title	Member No	Title	Judge Rating	EDPI
1	326	A Squadron		Yes, the image is in focus, so a fast shutter speed has played a role. However, as the pelicans are static on the ground, we need to see a point of difference, such as one taking off, some action that has been captured in focus due to a fast shutter speed.
2	866	Beach fun		Here we see kids splashing about in the shallows. The shutter speed has been fast enough to capture the water droplets in focus, arms in focus, therefore an effective use of freezing motion.
3	875	Cape Barren Goose	C	We have a definite action shot where the shutter speed has been fast enough to capture in focus wings with all the detail. Other technical and aesthetics have been done very well.
4	862	Charlette Plains Bore	HC	A great idea to capture the bore water back lit with a fast shutter speed to bring out the detail, freezing the action. A slight criticism would be to increase the exposure or enhance the whites selectively on the darker sections of water. This image meets the brief to a tee.
5	852	Cooling Down	HC	Well framed action shot utilizing the light to show us detail in the wing. Perfectly frozen in a moment of time as the bat flew low in the water, nicely capturing the splash as it only skims the surface.
6	326	Cross Country		We have a fast enough shutter speed to have frozen the wheel motion... we can see the spokes. We do have some low-resolution issues that pulls the image down. Nicely framed with room for the rider to move.
7	886	Dancing Duck		An interesting close-up image of the duck that holds our attention. However, the blurred left-hand corner has missed the brief. It can be a good action effect to include blur, but the brief specifically called for fast shutter speed to stop time. A better approach would have been to have gotten lower and include all of the dancing duck caught in an interesting moment in time, all sharp.
8	862	Darling river White Necked Heron		The moment in time with wings in flight has been captured, no doubt. Other factors to be an award-winning photo is overall sharpness needs to be better, as does detail in the bird itself. Keep at it, as



**Phillip Island Monthly Club Competition – Judge Feedback for November 2023**

**Subject: Open Judge: David Skinner**

*Judge ratings: **HC** (Highly Commended) - **C** (Commended)*

Sequence by Title	Member No	Title	Judge Rating	EDPI
				birds in flight is not easy to do and practice, experimenting with aperture, ISO and shutter speed will produce more rewarding results. Cropping may be a factor here as to lack of detail. A longer lens will also help.
9	487	Dive Bomber		The cormorant(?) has been placed centrally in the frame and is far away. This works, for the image, with the diver silhouetted against the grey sea. Your eye goes straight to it. To open up the scene has been the best approach. It makes it a simpler image to lessen the distracting effect rippled waves. There has been some sharpening of the bird (halo). Overall the image works when you put it against the definition.
10	852	Dragon fly Dance	HC	The maker has shown great camera skills and use of light to capture this excellent work. Skimming on the water, darting about as they go through their mating ritual. Patience, observation, knowing where the light is, (backlight), what the reflections will do adding to the impact. 1/2000 at 500mm, to get an image like this is a very good result indeed. I suspect there were many more failures than keepers. Well done.
11	866	Spinebill	HC	Shutter speed certainly freezes the action of the bird in flight, hovering like a bee feeding on nectar. The diagonal of the flower, bird and flower, frames the subject against mostly blurred unobtrusive foliage. The back light highlighting detail in the wing is stunning. Some selective processing (maybe not) on the bird to bring out detail has been done extremely well, less is more. Your camera skills, if no selective processing is excellent. The flower part blurred over the upper breast is of no consequence. We see a moment in time, beautifully captured perfectly focused where it needs to be.
12	885	Escape		To have the bat on the top LH thirds intersection, flying away from us, for whatever reasons seems to work. The whole image is out of focus unfortunately. We don't have a sharpness issue, so shutter speed is ok. If we had the subject in focus, we would have had a more impactful image. The moment in time has been realised though.

**Phillip Island Monthly Club Competition – Judge Feedback for November 2023**

**Subject: Open Judge: David Skinner**

*Judge ratings: **HC** (Highly Commended) - **C** (Commended)*

Sequence by Title	Member No	Title	Judge Rating	EDPI
13	399	Good Surf	C	Harsh light has been well handled. Depth of field well handled. The moment in time has been captured very well. From continuous burst shots (probably), the maker has picked a good one, subject on a diagonal, one arm up, one down. A well-balanced image, but it might be said a slight crop off the RH edge would improve aesthetics of composition.
14	886	incoming		The diagonal leading lines in the timber lead us to the LH half of the frame where the action is. There is a focal length issue where our bees are out of focus. This combined with a faster shutter speed would have produced a very dramatic image. The bee with most interest is the top RH one, hanging in mid-air. We have the moment in time, but how good would it have been in focus and freezing the wings as well?
15	885	Lunch	C	Nice shot... a bit of action going on with this gull. He looks like he is running away with his catch. Plenty of detail in the subject, with the splash around the feet caught in the moment. Harsh light dealt with successfully.
16	866	Ocean action		Certainly fast enough on the shutter speed to catch the detail in the crashing waves. If you have a long lens, a much more intimate shot would have provided a stronger impact. We don't need the cliff for dramatic action. Harsh light has been dealt with, maintaining some definition in the waves and swirling water.
17	487	Overflow	C	The concept has definitely been seen by the maker with a shutter speed to freeze the water. Focus has fallen on the sunlit rock between the cascades leaving most of the cascades out of focus a tad. Nicely done to capture the layers of falling water, with the shaded areas still with detail.
18	447	PRINT – Woman's Soccer		Perfect capture of a moment in time with the ball in mid-air. To improve that impact, crop most of the image out. Play with the 3 or 4 players only. Continuous shot would have given more images to choose from. The ball and players are nicely contrasted by the green grass.



**Phillip Island Monthly Club Competition – Judge Feedback for November 2023**

**Subject: Open Judge: David Skinner**

*Judge ratings: **HC** (Highly Commended) - **C** (Commended)*

Sequence by Title	Member No	Title	Judge Rating	EDPI
19	447	PRINT – Junior Socceroo's	C	This is a tighter scene than the other soccer image with frozen action, therefore more dramatic; girls running, goalie defending and concentrating faces. The players positions lead to the focal point of the ball in mid-air. Nicely done.
20	399	Running in		Nicely done action shot focused well on the girl running in to the sea. A well balance image of the subject clearly showing running action, one foot off the ground, the other nearly.
21	487	Take off		Fast shutter speed of 1/4000 certainly gets the rotor blades static. The helicopter is only just off the ground. Better timing with some distance to the ground would have more impact with static in focus blades that we expect to see some blur in reality.
22	852	Taking a Bath	HC	Lovely capture of the goose, well framed and plenty of detail of focus and sharpness of flapping wings and droplets flying off.
23	326	Up in the Air		A good photo of the plants taken from underneath, however there is little to see that has been captured by utilizing a fast shutter speed. 1/500 has been used, but we have a static plant that could only be moving from wind. This does not really meet the definition. If your club ever has a competition utilizing depth of field in the image, then you will do better.
24	399	Wipeout		Well done on capturing the wipe-out. Detail in the water splash and frozen surfer in difficult lighting conditions sets the scene. A tad soft, unfortunately. The ankle rope forming a semi-circle is a nice touch.
25	889	Butterfly		The butterfly has been captured well with all of the detail. However, as it appears to be resting, perhaps fluttering, the shutter speed has not provided a dramatic image, A wow factor utilizing fast shutter speed would be the butterfly in flight. Nicely framed image with positioning and contrast in colours.
26	889	Brown Cuckoo Dove	C	It appears the bird is coming into land, so we have some nice action in the wings captured relatively sharply due to a fast shutter speed. Well done.

<b>Phillip Island Monthly Club Competition – Judge Feedback for November 2023</b> <b>Subject: Open Judge: David Skinner</b> <i>Judge ratings: <b>HC</b> (Highly Commended) - <b>C</b> (Commended)</i>				
Sequence by Title	Member No	Title	Judge Rating	EDPI
				Composition and positioning of the bird adds to the impact.
27	889	Wood Swallow	HC	Technical and aesthetic skills combine to capture this bird in flight with great detail. The back lit wings are a bonus.

### **NEWSLETTER ITEMS**

If you wish to contribute to the monthly newsletter, please send items to Lorraine Tran at [tranlorraine@gmail.com](mailto:tranlorraine@gmail.com)

Please help make this newsletter informative for everyone.