

# PHILLIP ISLAND CAMERA CLUB INC: MAY 2025



**Meetings:** 1<sup>st</sup> Monday of the month 1.30 - 4pm (**Easter & Melbourne Cup Eve are exceptions**)

**Website:** <http://www.phillipislandcameraclub.com.au>

**Facebook Page:** <https://www.facebook.com/groups/382689165127848>

**YouTube:** <https://youtube.com/channel/UCCPK8oUGGI0C2xRY2OhFOyg>

**Enquiries: Graeme –** [phillipislandcameraclub@gmail.com](mailto:phillipislandcameraclub@gmail.com)

## May 2025 Newsletter

Hello PICC Members.

What a memorable meeting we had this month with Erin Brereton giving us a profoundly inspirational and educational talk on Marine Conservation and Underwater Photography. Not only did we get an intriguing glimpse into the fascinating world beneath the Ocean's surface, but we also got to see some very cool gear as well. Our thanks go to Erin for a wonderful presentation. It would be great to follow up on Erin's suggestion to get involved with the iNaturalist Community and share some of our local nature information.

Hard to top Erin's Talk, but we tried early on Tuesday morning when an intrepid group of members ventured out at 3.30am to try and capture the Eta Aquarids meteor shower, also known as the Aquariids. Sincere thanks to Annette Stewart for putting forward the suggestion for this excursion and providing expert assistance on the night.

**NOTE:** I would like to put together a Slideshow of the meteor excursion; if you have shots taken that morning, send them to me at [graeme.lawry@gmail.com](mailto:graeme.lawry@gmail.com) and I will put together a slideshow for viewing at the June meeting.

A huge thanks to James Millward for organising and leading our excursion to Eagles Nest on May 12th. By all accounts, a very successful outing, with some great images taken. Excursions like this take a lot of preparation and planning and we appreciate the effort James put in.

If you have an idea for an excursion, particularly if you would be interested in organising it, please contact myself or one of our Committee members and we'll do what we can to make it happen.

Happy Snapping – Graeme

### **“Bad Weather makes for good photography” - Ansell Adams**



- Canon R5, 15mm manual lens focused to infinite, 30 sec exposure, ISO 1250

## DATES TO NOTE

**Sunday June 1st** - Weather Challenge images due to Gary Parnell [parnellg@yahoo.com](mailto:parnellg@yahoo.com) (5pm deadline) Info and helpful links later in this newsletter.

**Monday June 2nd** - PICC General Meeting 1.30pm Newhaven Yacht Squadron. Lunch before meeting at 12 noon - Vietnam Veteran's Museum Cafe. RSVP to Margaret Laurie on 0425 801 173

**Monday June 23rd** - Warragul Interclub presentation via Zoom 7.30pm zoom link below

Join Zoom Meeting

<https://us02web.zoom.us/j/82501038913?pwd=QaVouNOvWAuNavHr2pT4JFpG2xMk21.1>

Meeting ID: 825 0103 8913

Passcode: 255027

Location:

**Note** - I am happy to have members over to my home in Cowes to take part in the Zoom presentation. If you would like to join us, please let me know either by phone 0407092352 or email [graeme.lawry@gmail.com](mailto:graeme.lawry@gmail.com). If it looks as if we will have too many for our house, we will work out another location.

**Thursday 26th June** - Lunch at Cowes RSL 12.30pm RSVP Joanne Linton on 0438 046 119

**Sunday August 3rd** - Craig Wetjen presentation at Berninneit. Setup from 12 noon. Please let others in your circle know about this. We will be needing some help to setup on the day and manage light refreshments. If you can help, please let me know on 0407092352 or [graeme.lawry@gmail.com](mailto:graeme.lawry@gmail.com).

## 2025 SYLLABUS

The 2025 syllabus is largely set and is shown below. The intent behind the syllabus is to provide a varied choice of topics that will, hopefully, encourage members to expand their photography skills. We have, within PICC, an incredible range of photographic skill sets that we would like to draw on and share. With that in mind, members are encouraged to participate in our challenges and share their personal photographic passions. Above all, though, enjoy your photography!

Thanks to those of you who have contributed suggested evaluation/challenge topics via our Facebook page. These will be given careful consideration. There are still a couple of gaps in our 2025 syllabus. If you have a particular topic you would like covered in a workshop or talk, please contact Graeme on [graeme.lawry@gmail.com](mailto:graeme.lawry@gmail.com)

Date	Activity Main activity for the meeting. Evaluation, Workshop or Presenter	Judge (if applicable)	Challenge (image slideshow) Due in day before meeting at latest	Five Minutes of Fame	Brief for next month's challenge Explanation and discussion of next challenge


3 <sup>rd</sup> February	Evaluation - Open	Johanna Botman	Mobile/Tablet Global edits only		Structure
3 <sup>rd</sup> March	Workshop Matting		Structure		Sand Patterns
7 <sup>th</sup> April	Evaluation – Black and White	Jeffrey Nankervis	Sand Patterns		Blue Hour – ‘Blue Hour’ excursion during April
5 <sup>th</sup> May	Guest Speaker - Erin Marine Photography Talk		Blue Hour		Weather
2 <sup>nd</sup> June	Evaluation - Open	Trish McEwan	Weather		Abstract
7 <sup>st</sup> July	Workshop - Focus Bracketing		Abstract		Close Up/Macro
4 <sup>th</sup> August	Evaluation - Landscape/Seascape	PICC Panel 3 member panel	Close Up/Macro		
1 <sup>st</sup> September	Workshop/Trick Shots				Trick Shots
6 <sup>th</sup> October	Evaluation - Open		Trick Shots		
10 <sup>th</sup> November	Workshop /Presenter				PICC
1 <sup>st</sup> December	Evaluation (4 image Portfolio) Maker’s theme		PICC 2025 Images of PICC members during club outings or activities		

## **MAY CHALLENGE - Blue Hour**



Thanks to all who participated in our May Blue Hour Challenge.

There were many great images submitted, including some captured during the ‘Blue Hour’ excursion at Sunderland Bay. This was a well attended outing and we thank you for your support and participation.




A selection of the many images received is shown below.













## June Challenge

In our Challenge for the June meeting, we are looking for 'Weather' images.

This may seem a bit daunting, as your initial thought may be of stormy skies and the issues involved in keeping yourself and the camera dry. Storms do make for great shots but there are many other weather subjects to consider.

What about the Fluffy Cumulus clouds that abound on sunny days. These morph into a myriad of shapes that can be interpreted as animals, mountains, people perhaps. No precipitation to be seen.

We are also getting into that time of year that we may encounter some early morning fog. This makes for some great atmospheric images.

Don't forget the Space Weather. This produces those stunning Auroras we have been chasing in recent times. I know there are some members who have braved the night to capture the Southern lights. There must be some images floating around on your hard drive. Don't let them go unseen.

You are also encouraged to be creative and take an interpretive view of the challenge. Recent challenges have seen some quirky and very creative images; keep them coming.

As always, don't overthink the challenge. We are lenient about your interpretation, we just want to see your images.


Some links that may be helpful. The BOM Blog link particularly is worth looking at, if only to see some stunning images.

[How to take great weather photos - Social Media Blog - Bureau of Meteorology](#)

[Quick Tips for Weather Photography - Nick Rains | Imaging](#)

Happy Snapping

Graeme



*Canon R5 - 15mm manual lens focused to infinite, 0.8 sec, ISO 100*

## **Phillip Island Photo Opportunities Project (PIPO)**

Lorraine is continuing to work on the Phillip Island Photo Opportunities project. This project builds on outlines developed by member Mark Davy of locations on Phillip Island (or close by) that club members, locals and visitors to the island may wish to photograph. It describes how to get to each place, the facilities available (such as car parks and toilets) and what can be seen and captured at each location. It also includes safety information (if relevant) and best times for photography. It is planned that PIPO will be published online and will feature photographs taken by our club members to encourage others to take images at the locations of choice.

Thanks to those who have already contributed images to this project. We would like to include your high quality images to showcase as many club members as possible. If you wish to provide images (if you are a newbie) or provide more recent images for existing ones, please send them to Lorraine at [tranlorraine@gmail.com](mailto:tranlorraine@gmail.com).

Please include the location of the image and your PICC membership number when you name the image. E.g. PIPO\_(your member number)\_(location).

List of locations include:

Berrys Beach

Bore Beach/Potters Hill Road

Cape Woolamai and Reserve

-The Colonnades

-The Pinnacles

Chicory kilns:

-Harbison Road

-Back Beach Road

Corner Tourist Road and Back Beach Road

Churchill Island, Samuel Amess Drive

-Heritage farm/animals

-Walking paths and seascapes

Conservation Hill

Cowes

-Beach

-Cemetery/wetlands

-Esplanade

-Jetty

-Erehwon Point

-Mussel Rocks

Cowrie Beach

Elizabeth Cove Bay and Ventnor

Flynn's Beach

Forrest Caves and Forrest Bluff

Grossard Point

George Bass Coastal Walk

Kitty Miller Bay

Koala Conservation Reserve

National Vietnam Vets Museum

Newhaven

Jetty/Saltwater

-Marina

-Slipways

Oswin Roberts Wildlife Reserve

Penguin Reserve and Summerlands Beach

Phillip Island Grand Prix Circuit?

Phillip Island Helicopters?

Point Sambell  
Pyramid Rock  
Red Rocks Point/Beach  
Renison Point  
Rhyll  
-Inlet  
-Jetty  
-Boardwalk/Mangroves  
-Sculpture  
-Reid Bight  
San Remo  
-Bridge  
-Foots beach  
-Jetty  
-Labyrinth  
-Pelicans  
Scenic Estate Conservation Reserve  
Shelley/Shelly Beach (Cat Bay)  
Silverleaves  
Smiths Beach  
South Coast Road/St. Helen's Road Lookout  
Surf Beach and Surfies Point (aka Surfers Point)  
Sunderland Bay  
Smiths Beach  
Swan Lake  
The Nobbies  
Wreck of the SS Speke  
YCW Beach

## **VAPS NEWSBRIEF**

The Victorian Association of Photographic Societies (VAPS) April Newsbrief is available at

[VAPS May 2025 Newsbrief](#)

Keep in mind, the 2025 VAPS Convention. This annual event will be held at Castlemaine this year. Please consider attending this gathering; the 2024 Convention was very informative and rewarding.

Contact Graeme on 0407 092 352 if you are interested in finding out more.

### **VAPS CONVENTION 2025 - CASTLEMAINE**

**13 – 15 June**

**Town Hall / Phee Broadway Theatre  
Awards Dinner at Castlemaine Golf Club**



## WHAT YOU NEED TO KNOW ABOUT SUBMITTING IMAGES FOR EVALUATION

### DIGITAL IMAGES (EDI):

Images may either be created with a digital camera (including a mobile phone camera) or created with a conventional camera and scanned into electronic format.

Images may be enhanced or manipulated using image editing software, but the original image must have been made by the entrant.

As per VAPS specifications ([www.vaps.org.au](http://www.vaps.org.au)), maximum horizontal dimension is 1920 pixels and the maximum vertical dimension is 1080 pixels.

Each image file must be in sRGB JPEG format and a maximum of up to 5 Mb in size (5000kb).

Images should be recent (generally taken within the last 2 years).

Name your data image with Title of photo and your Club member number, separated by an underscore, followed by the topic and month when the judge will present the images to the members at the monthly meeting eg: **Sunset on Woolamai Beach\_126\_Open\_Feb2022**.

Maximum of **three** entries in total either in PRINTS, EDPI or a combination of the two. (Note that the December Portfolio comprises 4 images.)

### NOVICE CATEGORY REINSTATED:

To encourage new members to participate in the monthly evaluation, it has been decided to reinstate a NOVICE section. This will be in the EDPI (Electronic Digital Projected Image format. We would like to emphasise that this is not a competition but a learning opportunity. If you need assistance to get started please speak to one of the Committee Members, who are only too happy to help. Maximum of three entries.

Label your entries NOV\_(Title of image)\_(PICC membership number)\_Topic\_Month2020

### ARE WE HAVING PRINTS?

Prints may be submitted for the evaluation topics in 2025. A total of **three** images only can be entered into the evaluation. **Three** prints or **three** EDPIs or a combination prints/EDPIs totalling **three** can be submitted. The exception to this is the Portfolio topic, where a combination of four prints or four EDPIs or a combination of prints/EDPIs can be submitted.

When entering prints, we ask that an EDPI of the print be entered also as our plan is to have the prints displayed but to show them in the slide-show so that everyone can see the detail on screen. It is important that print EDPIs be labelled with PRINT e.g. **PRINT\_Title of image\_Membership No\_Open\_Feb2022**

Please bring the actual print of the image along to the Newhaven Yacht Club Clubroom on the day of the meeting for it to be displayed for the judge's final perusal and for members to view.

### PRINTS

Prints may be ANY size, up to a maximum of 40cm x 50cm (16in x 20in) when mounted.

ALL prints MUST be mounted.

Panoramic print formats are acceptable, but must fit on a 40cm x 50cm (16in x 20in) board.

Prints mounted to a total thickness greater than 5mm will not be accepted.

Please also include a digital image of the photo you send in labelled as for the EDPI, but starting with **PRINT: e.g.**

**PRINT\_Sunset on Woolamai Beach\_126\_Open\_July2018**

Images should be recent (generally taken within the last 2 years).

Please note: If an image does not receive Highly Commended, it can be submitted into only one more club evaluation. This allows the maker to adjust the image following the judge's recommendations.